



Washington Middle School

Jon Halfaker, Principal

School Report for the 2011–2012 School Year

<http://washingtonms.seattleschools.org/>

2011-2012 School Year

Students: 1,123

Teachers: 66 # Other Staff: 26

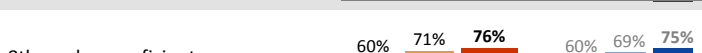
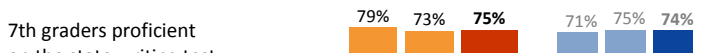
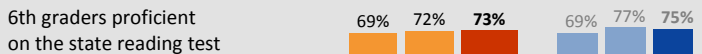
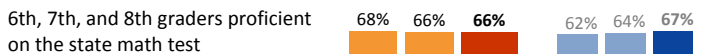
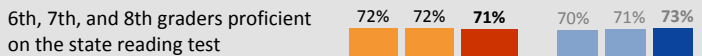
Average class size: 26

Average daily attendance: 94.4%

Student mobility: 12%

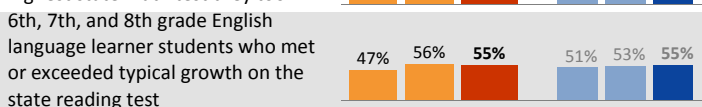
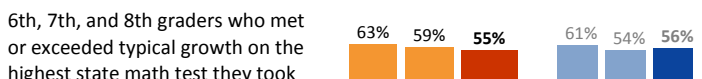
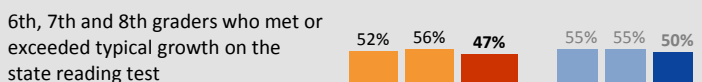
Student Achievement

School Results			District MS Average		
09-10	10-11	11-12	09-10	10-11	11-12



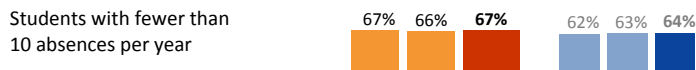
Year-to-Year Growth: Following the Same Students

School Results			District MS Average		
09-10	10-11	11-12	09-10	10-11	11-12

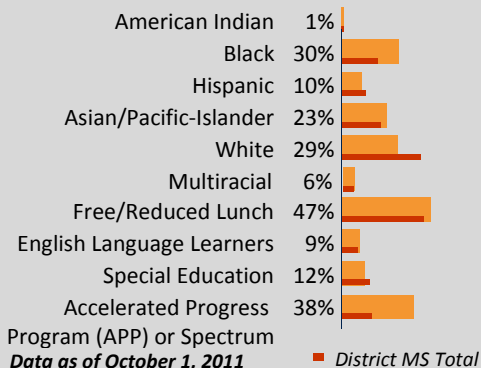


This measure shows how much growth students have achieved compared to similar students across the state in the same grade level. The overall metric reported is the percentage of students whose growth was average or above (50th to 99th growth percentile) on the state test.

Attendance



Student Demographics



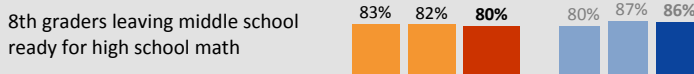
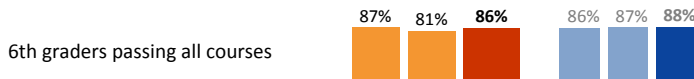
Accountability and School Performance

Seattle Public Schools Segmentation Level: **Level 3**

Annual Measurable Objective (AMO) target for Reading: **Below**

Annual Measurable Objective (AMO) target for Math: **Below**

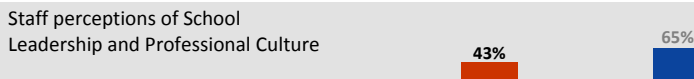

Prepared for High School Success



Student, Family, and Staff School Climate Survey

Average Positive Responses

School Results			District MS Average		
09-10	10-11	11-12	09-10	10-11	11-12



* Families responding to survey: 20%; Students responding to survey: 88%; Staff responding to survey: 67%

**Reported results for each survey category equal the average positive responses for a subset of questions. Detailed results can be found on the School Reports and Survey page: http://bit.ly/school_reports

Student Proficiency on State Tests

School average compared to the District middle school average

	Reading		Mathematics	
	School	District Avg	School	District Avg
American Indian	45%	↔	59%	↗ 2
Black	47%	↘ 1	51%	↗ 1
Hispanic	55%	↔	60%	↗ 4
Asian/Pacific-Islander	80%	↔	76%	↗ 2
White	94%	↘ 2	86%	↗ 2
Multiracial	82%	↗ 8	78%	
Free/Reduced Lunch	54%	↘ 2	57%	↗ 4
Eng. Lang. Learners	17%	↗ 2	25%	↔
Special Education	35%	↘ 4	44%	↗ 4
APP or Spectrum	99%		99%	↗ 1



Washington Middle School

Jon Halfaker, *Principal*

School Plan & Budget for the 2012-2013 School Year

School Mission Statement

At WMS, we celebrate the middle school moment – educating and supporting a unique and vibrant community of learners preparing for the future. Our core values, reflected in the classroom, in our students, and in the work we do every day are: Diversity, Integrity, Accountability, Teamwork, and Respect.

School Goals

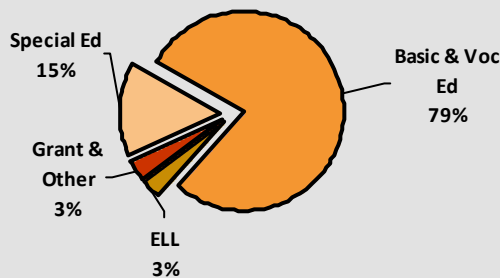
In **math**, our goal is to increase the total 6th grade proficiency on MSP to 73%, and the 7th and 8th grade proficiency rates to 80%. In **science**, MSP passing rates will move from 75% to 80%. In **reading**, while we continue to focus on 7th and 8th grade students not making L3 or better, our primary focus is on 6th grade students. Our overall MSP target is raised to 76% of all 6th grade students at L3 or better. We will also decrease both the L1 and L2 levels by nearly 5% each. We are also focused on our Latino students moving from 46% to 55% meeting standard. In writing, 80% of our students will make L3 or better, including 50% of our SPED students

School Description and Plan to Achieve Goals

In the spring of 2012, WMS was successful in applying for one of the Family and Education Levy Innovation Grants. Our work this year is targeted at specific groups and students identified as having the highest academic, discipline, or attendance concerns, as was seen in our data review during the application for the Innovation Grant. While we will continue the use of math and reading LAB classes, as well as enhanced support using System 44, Read 180, and I Can Learn programs to raise student performance in reading and writing, we are also moving into additional interventions and supports we believe will help us accelerate our students' academic and social/emotional growth. Specifically, we have partnered with Seattle University, Seattle Pacific University, El Centro De La Raza, Technology Access Foundation, and College Success Foundation to provide extensive in-school and after school support and intervention focused on reading, writing, math, and science, as well as individual case management reviewed every other week to ensure students are not slipping through cracks and progress is being made. This work has expanded the after school program to include instruction and support in both English and Spanish, and is also targeted at supporting families. Mid-year and final evaluations of program progress and success will shape how this program moves forward both this year and in the remaining years of the grant. The goals developed are aligned with targets established in our C-SIP.

Annual Budget Report

2012-2013 Percent of School Funding



All financial data are from the 2012-13 recommended budget.

Total 2012-2013 School Budget:

\$6,936,293

Projected 2012-13 Student Enrollment:

1178

Per-Student Funding:

\$5,888

Invitation to Participate

One of the goals of having School Reports is to support our families as critical partners with us in your student's academic success. To get involved, please share this information with your friends and neighbors, visit your child's school, or consider talking to your child's teacher or principal about joining the school's Building Leadership Team or Parent Teacher Student Association to shape your school's improvement plan.

District Mission Statement

The mission at Seattle Public Schools is to ensure every student graduates ready for college, career and life.