



Stevens Elementary

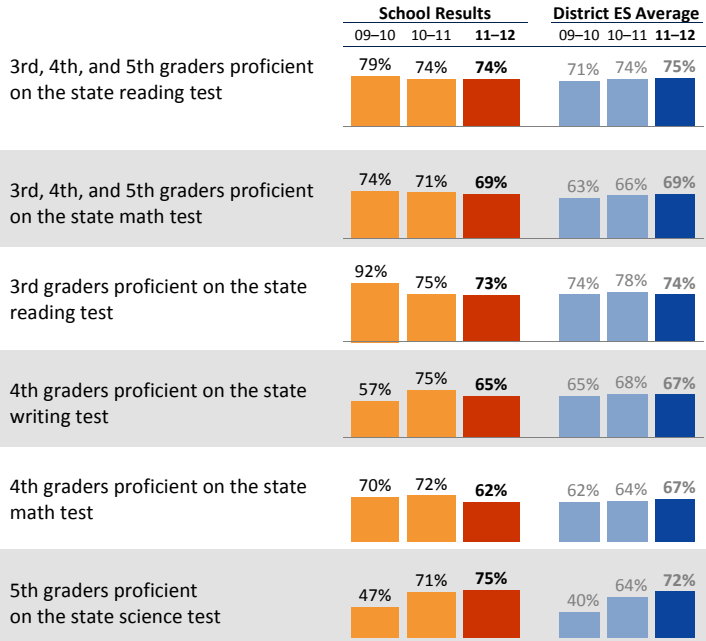
Kelley Archer, Principal

School Report for the 2011–2012 School Year

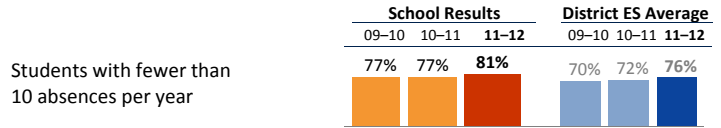
<http://stevens.seattleschools.org/>

2011-2012 School Year
 # Students: 371
 # Teachers: 26 # Other Staff: 12
 Average class size: 24
 Average daily attendance: 96.3%
 Student mobility: 12%

Student Achievement



Attendance



Accountability and School Performance

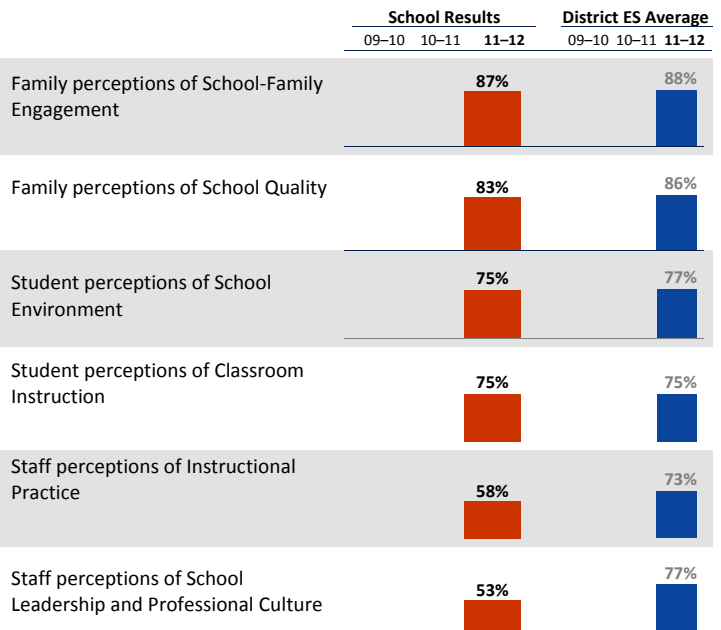
Seattle Public Schools Segmentation Level: **Level 3**

Annual Measurable Objective (AMO) target for Reading: **Below**

Annual Measurable Objective (AMO) target for Math: **Below**

Student, Family, and Staff School Climate Survey

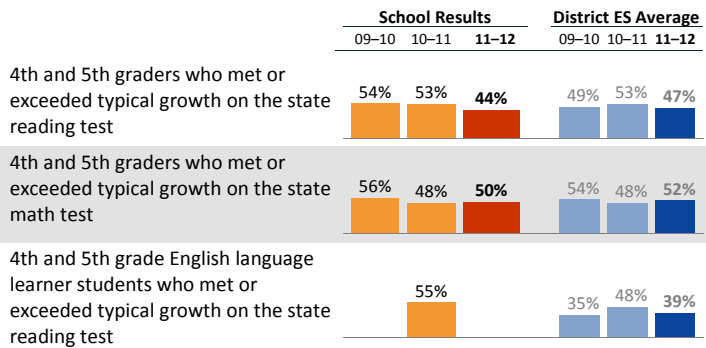
Average Positive Responses



* Families responding to survey: 18%; Students responding to survey: 84%; Staff responding to survey: 63%

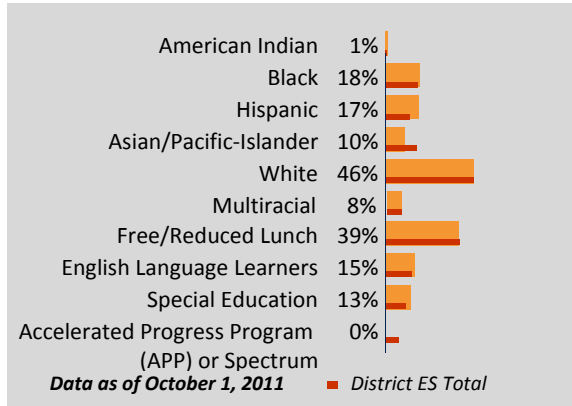
**Reported results for each survey category equal the average positive responses for a subset of questions. Detailed results can be found on the School Reports and Survey page: http://bit.ly/school_reports

Year-to-Year Growth: Following the Same Students



This measure shows how much growth students have achieved compared to similar students across the state in the same grade level. The overall metric reported is the percentage of students whose growth was average or above (50th to 99th growth percentile) on the state test. Students are compared to other students in the same grade level across the state with similar test scores in previous years.

Student Demographics



Student Proficiency on State Tests

School average compared to District elementary school average

	Reading		Mathematics	
	School	District Avg	School	District Avg
American Indian		54% ↗ 7	37%	↘ 1
Black	52%	↗ 9	48%	↘ 1
Hispanic	70%	↘ 1	60%	↗ 2
Asian/Pacific-Islander	68%	↘ 8	74%	↗ 1
White	86%	↘ 2	84%	↘ 2
Multiracial	80%		78%	↘ 2
Free/Reduced Lunch	49%	↘ 1	56%	↗ 1
Eng. Lang. Learners	27%	↘ 4	32%	↘ 1
Special Education	58%	↗ 4	52%	↗ 1
APP or Spectrum			97%	↘ 2



Stevens Elementary

Kelley Archer, *Principal*

School Plan & Budget for the 2012-2013 School Year

School Mission Statement

At Stevens, we work to create an environment that challenges each child to reach his or her potential by encouraging academic excellence, embracing diversity, and teaching social responsibility.

School Goals

The Stevens community is committed to providing an excellent education for all students. This year, we will increase the % of students meeting or exceeding typical growth on the MSP math test from 68% to 75% and from 72% to 77% for reading. For all African American, Hispanic students and Low Income students, we will increase the percentage of students meeting benchmark on the MSP by 9%.

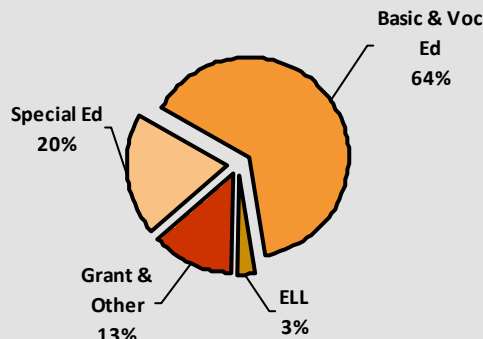
School Description and Plan to Achieve Goals

To meet our goals in reading, we will continue our implementation of best instructional practices (GLAD, NUA, Comprehension Toolkit, and Readers and Writers Workshop). We initiated a block scheduling format which allows all students dedicated instructional time at their level. Students are encouraged to participate in programs such as: Young Authors' Day, Global Reading Challenge, Readers and Writer workshop, and Reading Eggs or Study Island computer-based learning. We utilize certificated and classified support staff to improve teacher-to-student ratio during literacy blocks. For math, we utilize strategic collaboration with specialists and instructional assistants including but not limited to special education and ELL teachers.

Team Read will provide 1-on-1 tutoring 2 times per week for students in 2nd and 3rd grade. We also provide additional opportunities for mathematical/critical thinking skills through the use of the First Move chess program for 2nd and 3rd grade. Study Island website subscriptions will provide differentiated learning both as a resource for after school tutoring and to support families at home or the library - at least once per week. Student assessment data (MAP and MSP) drives specific instructional strategies based on student need with the support of entire staff.

Annual Budget Report

2012-2013 Percent of School Funding



All financial data are from the 2012-13 recommended budget.

Total 2012-2013 School Budget:

\$2,663,156

Projected 2012-13 Student Enrollment:

352

Per-Student Funding:

\$7,566

Invitation to Participate

One of the goals of having School Reports is to support our families as critical partners with us in your student's academic success. To get involved, please share this information with your friends and neighbors, visit your child's school, or consider talking to your child's teacher or principal about joining the school's Building Leadership Team or Parent Teacher Student Association to shape your school's improvement plan.

District Mission Statement

The mission at Seattle Public Schools is to ensure every student graduates ready for college, career and life.