



Roosevelt High School

Brian Vance, Principal



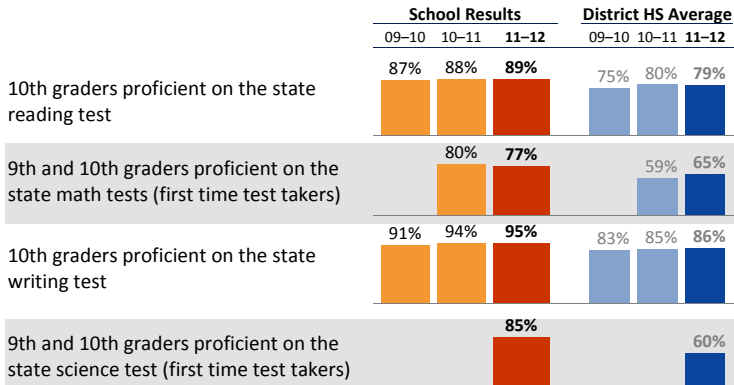
School Report for the 2011-2012 School Year

<http://roosevelths.seattleschools.org/>

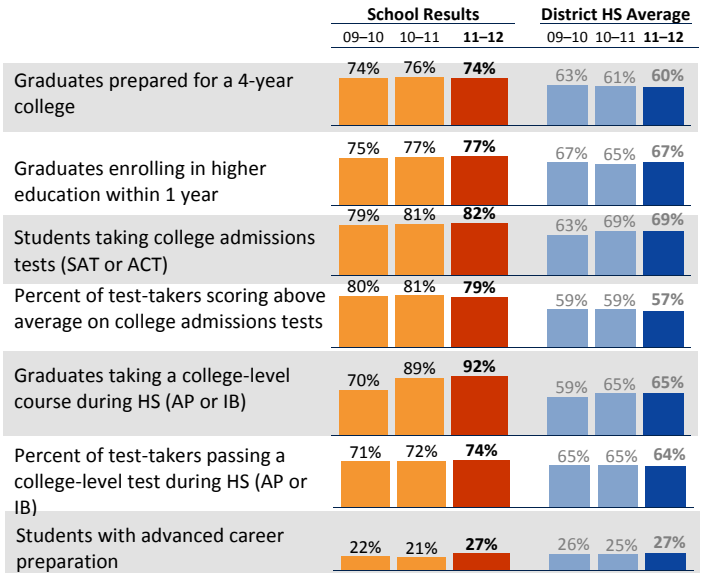
2011-2012 School Year

Students: 1,662
 # Teachers: 90 # Other Staff: 38
 Average class size: 24
 Average daily attendance: 94.1%
 Student mobility: 7%

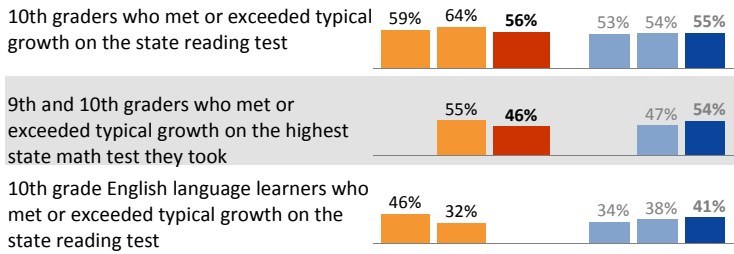
Student Achievement



College and Career Ready

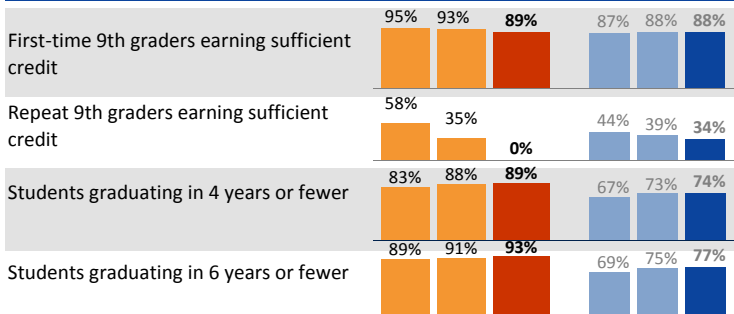


Year-to-Year Growth: Following the Same Students



This measure shows how much growth students have achieved compared to similar students across the state in the same grade level. The overall metric reported is the percentage of students whose growth was average or above (50th to 99th growth percentile) on the state test.

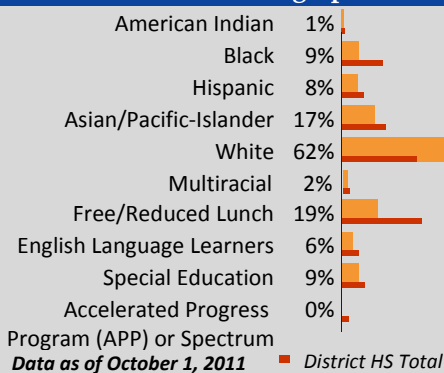
On-Track for Graduation



Attendance

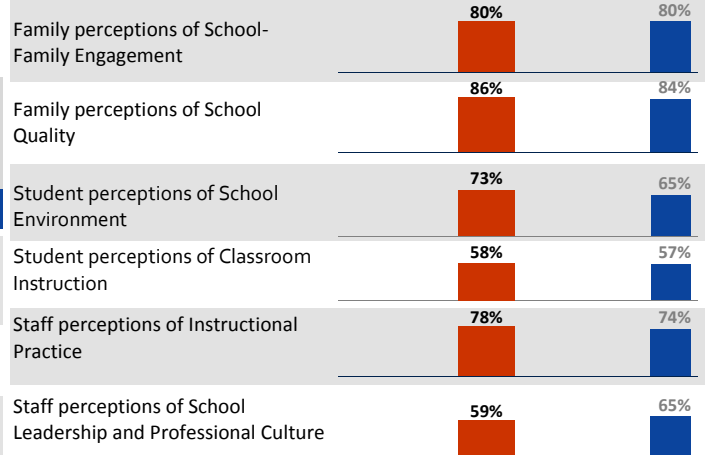


Student Demographics



Student, Family, and Staff School Climate Survey

Average Positive Responses



* Families responding to survey: 21%; Students responding to survey: 64%; Staff responding to survey: 47%
 **Reported results for each survey category equal the average positive responses for a subset of questions. Detailed results can be found here: http://bit.ly/school_reports

Accountability and School Performance

Seattle Public Schools Segmentation Level: **Level 4**
 Annual Measurable Objective (AMO) target for Reading: **On/Above**
 Annual Measurable Objective (AMO) target for Math: **On/Above**

Student Proficiency on State Tests

School average compared to District high school average

	Reading		Mathematics	
	School	District Avg	School	District Avg
American Indian		54%	52%	20
Black	66%	7	37%	21
Hispanic	88%	10	53%	5
Asian/Pacific-Islander	87%	7	82%	12
White	93%		86%	1
Multiracial		88%	70%	
Free/Reduced Lunch	69%	1	52%	12
Eng. Lang. Learners	16%	23	46%	16
Special Education	68%	1	45%	3
APP or Spectrum		99%		99%



Roosevelt High School

Brian Vance, *Principal*

School Plan & Budget for the 2012-2013 School Year

School Mission Statement

To challenge and educate our students academically, socially, physically and creatively in a safe environment so that they may lead successful and satisfying lives.

School Goals

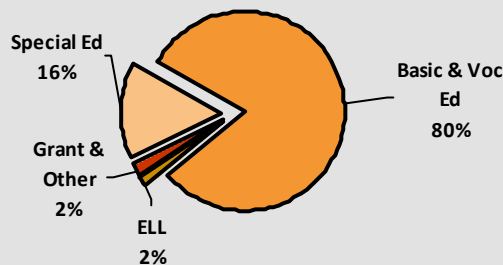
We will increase the % of students proficient on the state reading test from 88% to 91% We will increase the % of students proficient on the Biology End of Course Exam from 84% to 88% We will increase the % of repeat 9th graders earning sufficient credits from 50% to 77%. We will decrease the gaps that exist between African America, Latino/Latina and white students by 15% on both the math year 1 and year 2 End of Course Exams.

School Description and Plan to Achieve Goals

Roosevelt High School is a comprehensive high school with 1700 students. The strength of our program lies within the students, staff and community who all strive to do excellent work and support the success of all of our students. Whether it is academics, arts, activities or athletics, there is something for everyone. A highlight of Roosevelt High School's academic program is the wide variety of Advanced Placement or College in the High School courses offered in each of our core academic areas including all of our 10th grade students taking AP Human Geography and all students taking AP Language in their 11th or 12th grade year. Some of our arts programs have received national recognition and our student newspaper and yearbook put out excellent publications each year. The athletic programs participate in the King County 4A League and most programs include students from all grade levels. As we focus on the achievement of all of our students, we look inward towards what we are doing in the classroom and outward to what types of support we can provide. Support for math, reading and writing are available 4 days a week through our homework center, University of Washington Pipeline Tutors and by teachers. We provide supplemental reading support for some students through a Read 180 program and our Academic Intervention Specialist provides case management for some of our most struggling students. Our mission is to challenge and educate ALL of our students and this is our focus as we strive to meet our targeted goals.

Annual Budget Report

2012-2013 Percent of School Funding



All financial data are from the 2012-13 recommended budget.

Total 2012-2013 School Budget:

\$9,280,718

Projected 2012-13 Student Enrollment:

1589

Per-Student Funding:

\$5,841

Invitation to Participate

One of the goals of having School Reports is to support our families as critical partners with us in your student's academic success. To get involved, please share this information with your friends and neighbors, visit your child's school, or consider talking to your child's teacher or principal about joining the school's Building Leadership Team or Parent Teacher Student Association to shape your school's improvement plan.

District Mission Statement

The mission at Seattle Public Schools is to ensure every student graduates ready for college, career and life.