



Rainier View Elementary

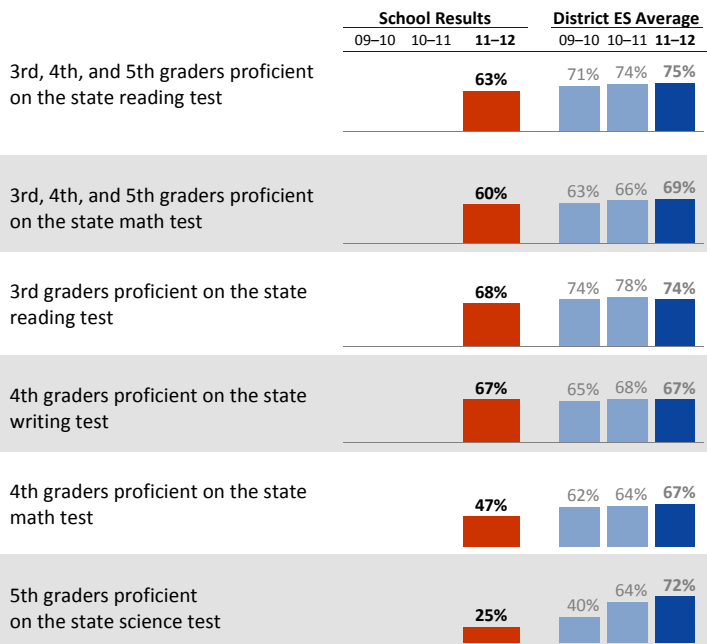
Anitra Pinchback-Jones, Principal

School Report for the 2011–2012 School Year


<http://rainierviews.seattleschools.org>

2011-2012 School Year
 # Students: 169
 # Teachers: 9 # Other Staff: 5
 Average class size: 21
 Average daily attendance: 93.8%
 Student mobility: 31%

Student Achievement



Attendance



Accountability and School Performance

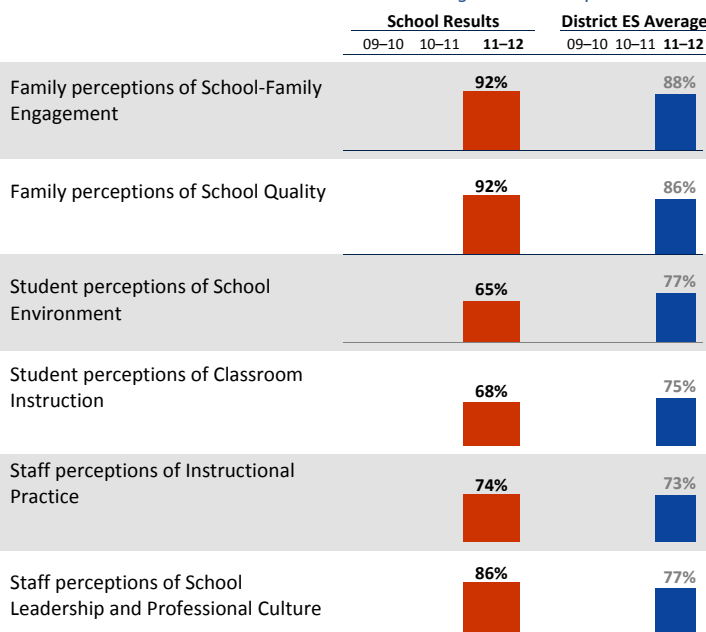
Seattle Public Schools Segmentation Level: **Not available**

Annual Measurable Objective (AMO) target for Reading: **Not available**

Annual Measurable Objective (AMO) target for Math: **Not available**

Student, Family, and Staff School Climate Survey

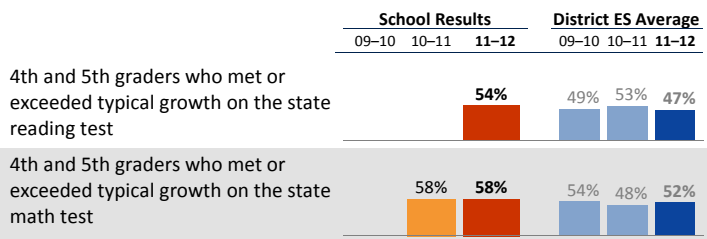
Average Positive Responses



* Families responding to survey: 9%; Students responding to survey: 93%; Staff responding to survey: 100%

**Reported results for each survey category equal the average positive responses for a subset of questions. Detailed results can be found on the School Reports and Survey page: http://bit.ly/school_reports

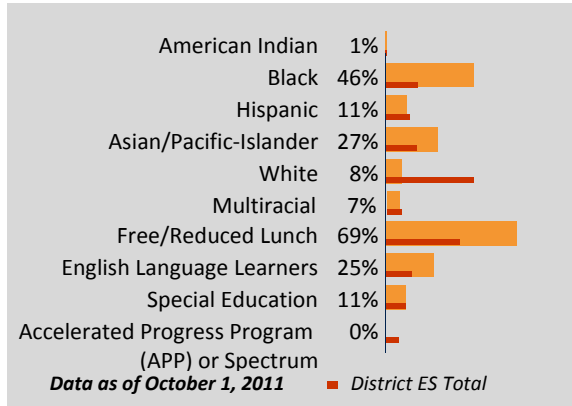
Year-to-Year Growth: Following the Same Students



4th and 5th grade English language learner students who met or exceeded typical growth on the state reading test **Data not available**

This measure shows how much growth students have achieved compared to similar students across the state in the same grade level. The overall metric reported is the percentage of students whose growth was average or above (50th to 99th growth percentile) on the state test. Students are compared to other students in the same grade level across the state with similar test scores in previous years.

Student Demographics



Student Proficiency on State Tests

School average compared to District elementary school average

	Reading		Mathematics	
	School	District Avg	School	District Avg
American Indian		54% ↗ 7	37%	↘ 1
Black	67%	48%	58%	↗ 4
Hispanic		60%	48%	↗ 1
Asian/Pacific-Islander	50%	75%	79%	↗ 5
White		89%		↗ 3
Multiracial		78%		↘ 1
Free/Reduced Lunch	63%	56%	56%	↗ 4
Eng. Lang. Learners		32%	32%	↗ 4
Special Education		52%	39%	↗ 2
APP or Spectrum		97%		↘ 2



Rainier View Elementary

Anitra Pinchback-Jones, *Principal*

School Plan & Budget for the 2012-2013 School Year

School Mission Statement

Our vision is to build a solid academic foundation for every student for success K-12, college, and life. Our daily mission is to Capture, Teach, and Inspire children. As a staff we aim to capture student's interest and enthusiasm for learning, teach to the highest standards as outlined by common core standards, and inspire student ownership of their learning. Rainier View core values are RESPECT, HARDWORK, PERSEVERANCE, ACHIEVEMENT, LEADERSHIP, ENTHUSIASM, TEAM WORK, RESPONSIBILITY, and SAFETY

School Goals

Specifically, our 2012-13 goals include sustaining and improving our **math** performance on state test in 3rd grade from 87% proficient to 100%, 4th grade from 46% proficient to 100% proficient, 5th grade from 25% proficient to 100% proficient. **For reading:** to improve our reading performance on state assessment in 3rd grade from 70% proficient to 100% proficient, 4th grade 80% proficient to 100% proficient, and 5th grade from 33% proficient to 100% proficient. **For writing:** to improve in 4th grade from 67% proficient to 100% proficient. Our 2012-13 goals include sustaining and improving performance to increase students who passed the Five for Life Health Assessment from 72% to 100%.

School Description and Plan to Achieve Goals

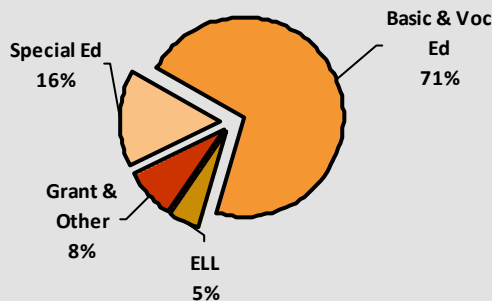
We provide an integrated academic program that prepares all students for advanced learning opportunities. Students who leave our school are equipped with core values as a measure to develop the "whole child." Our staff members are committed to quality teaching in every classroom and using data to inform instruction. School Principal and staff will receive mid-year data (MAP, Classroom Based Assessments, RBA/MBA, etc) from the District's central office and engage staff and families to study student assessment data to make initial revisions to our CSIP. Our CSIP will be revised as needed based on student performance analysis. Our Principal and Building Leadership Team will share the revised CSIP drafts with staff and families for further partnership. Our principal will participate in a CSIP peer review process by February to assess mid-year student performance and adjust CSIP goals as needed.

Aligned with RV vision statement, our goal is to empower every student to do rigorous mathematics with confidence for success K-12, college, and LIFE. Math provides opportunities for all students to develop higher order thinking and analytical skills needed to succeed. Research supports a balanced literacy framework for the foundational instruction for emergent readers and writers and beyond. Rainier View implements the Daily Five (Phonics, phonemic awareness, fluency, comprehension, and vocabulary), and Teachers College (TC) Readers and Writers Workshops to ensure all students meet and/or exceed grade level standards.

Research supports the development of the whole child leads to greater academic success. When students understand the importance of health and fitness they will be equipped to live a long and productive life.

Annual Budget Report

2012-2013 Percent of School Funding



All financial data are from the 2012-13 recommended budget.

Total 2012-2013 School Budget:

\$1,518,714

Projected 2012-13 Student Enrollment:

208

Per-Student Funding:

\$7,302

Invitation to Participate

One of the goals of having School Reports is to support our families as critical partners with us in your student's academic success. To get involved, please share this information with your friends and neighbors, visit your child's school, or consider talking to your child's teacher or principal about joining the school's Building Leadership Team or Parent Teacher Student Association to shape your school's improvement plan.

District Mission Statement