



Northgate Elementary

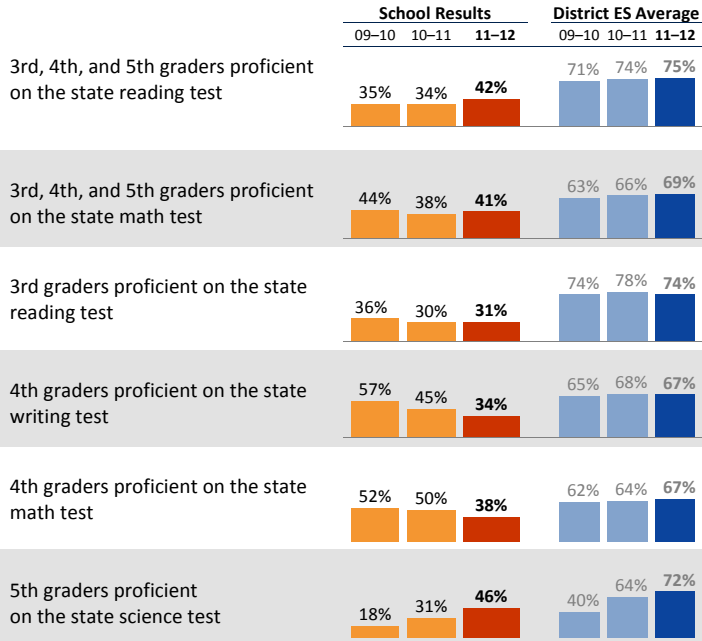
Stanley Jaskot, Principal

School Report for the 2011–2012 School Year

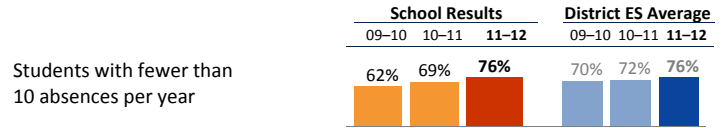
<http://northgatees.seattleschools.org/>

2011-2012 School Year
 # Students: 231
 # Teachers: 22 # Other Staff: 16
 Average class size: 21
 Average daily attendance: 95.6%
 Student mobility: 19%

Student Achievement



Attendance



Accountability and School Performance

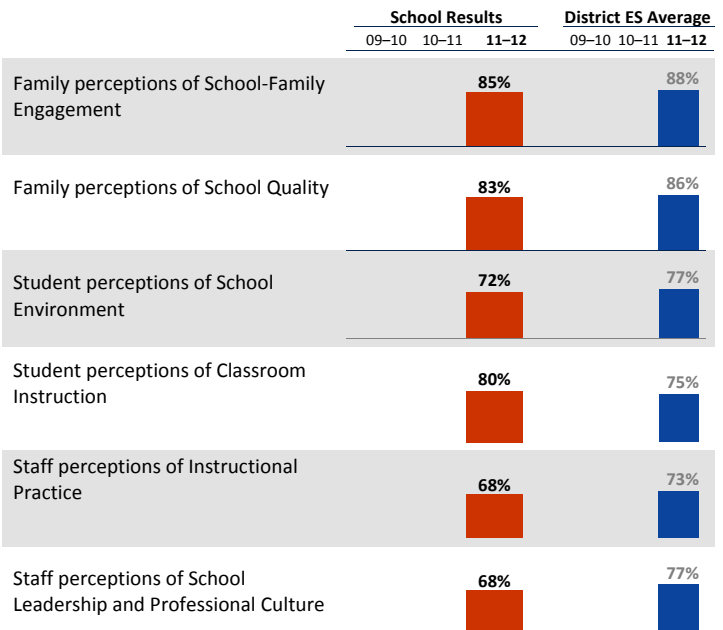
Seattle Public Schools Segmentation Level: **Level 3**

Annual Measurable Objective (AMO) target for Reading: **On/Above**

Annual Measurable Objective (AMO) target for Math: **Below**

Student, Family, and Staff School Climate Survey

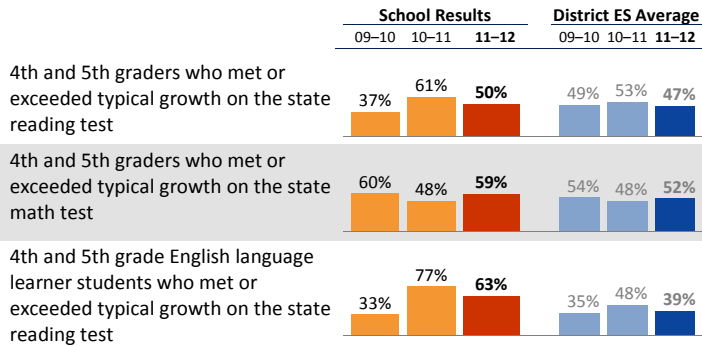
Average Positive Responses



* Families responding to survey: 9%; Students responding to survey: 93%; Staff responding to survey: 92%

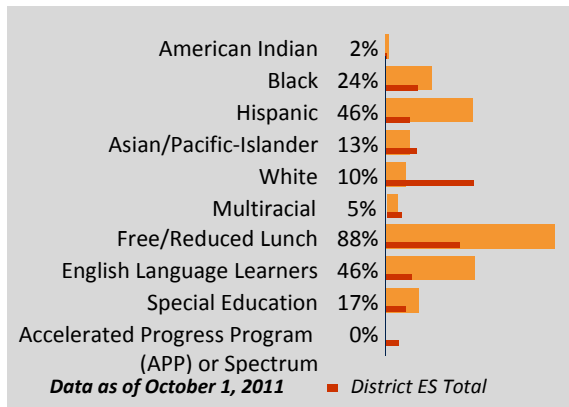
**Reported results for each survey category equal the average positive responses for a subset of questions. Detailed results can be found on the School Reports and Survey page: http://bit.ly/school_reports

Year-to-Year Growth: Following the Same Students



This measure shows how much growth students have achieved compared to similar students across the state in the same grade level. The overall metric reported is the percentage of students whose growth was average or above (50th to 99th growth percentile) on the state test. Students are compared to other students in the same grade level across the state with similar test scores in previous years.

Student Demographics



Student Proficiency on State Tests

School average compared to District elementary school average

	Reading		Mathematics	
	School	District Avg	School	District Avg
American Indian		54% ↗ 7	37%	↘ 1
Black	41%	↗ 19	26%	↗ 4
Hispanic	40%	↗ 17	48%	↗ 10
Asian/Pacific-Islander	43%	↘ 1	60%	↗ 12
White	45%	↘ 12	45%	↗ 17
Multiracial		78%		↘ 2
Free/Reduced Lunch	43%	↗ 12	39%	↗ 6
Eng. Lang. Learners	33%	↗ 22	29%	↘ 2
Special Education	23%	↘ 3	23%	↗ 14
APP or Spectrum		97%		↘ 2



Northgate Elementary

Stanley Jaskot, *Principal*

School Plan & Budget for the 2012-2013 School Year

School Mission Statement

The Northgate community is a network of parents, staff, students and area resident/business partners determined to challenge students to be all that they can be in a positive, nurturing learning environment.

School Goals

For intermediate students, we will increase the percentage of students proficient on the state reading test from 42% to 60% and from 41% to 60% for math. For 4th grade students we will increase the percentage of students proficient on the state writing test from 34% to 50%. For all students we will increase the percentage of students with fewer than ten absences per year from 76% to 80%.

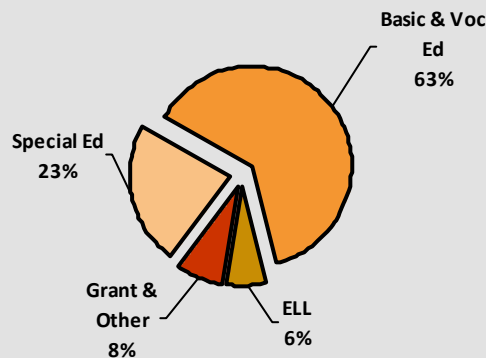
School Description and Plan to Achieve Goals

READING: Northgate teachers will improve reading instruction by implementing the Teachers College Readers Workshop curriculum and instructional mode. Teachers will name reading strategies, demonstrate their use, and provide opportunities for students to apply them. There will be intentional assessment, use of leveled libraries, guided reading groups and conferring. Teachers will focus on “priority standards” as developed for the elementary progress report. Students will increase the amount of time they are actively reading through additional class time and homework - with an ultimate goal of 120 minutes of active reading per day by June, 2013. Students will check out two books from the library each week - one at their independent level and one on a topic the student enjoys. We are working to make sure that all intervention support aligns with classroom instruction in using the same strategies and instructional language. Partnerships will increase opportunities for literacy instruction through tutoring and an after-school program. Technology will be utilized to increase student engagement and proficiency.

MATH: Northgate teachers will improve math instruction by focusing on using clear teaching points, student engagement strategies, math talks and rigorous intellectual work. Teachers will also identify struggling students through data review meetings and create action plans based on need. Specific skill needs will be provided during 30 minute daily instruction. We will offer extra learning time through after school clubs and the technology resources of STMath and Dream Box.

Annual Budget Report

2012-2013 Percent of School Funding



All financial data are from the 2012-13 recommended budget.

Total 2012-2013 School Budget:

\$2,344,524

Projected 2012-13 Student Enrollment:

251

Per-Student Funding:

\$9,341

Invitation to Participate

One of the goals of having School Reports is to support our families as critical partners with us in your student's academic success. To get involved, please share this information with your friends and neighbors, visit your child's school, or consider talking to your child's teacher or principal about joining the school's Building Leadership Team or Parent Teacher Student Association to shape your school's improvement plan.

District Mission Statement

The mission at Seattle Public Schools is to ensure every student graduates ready for college, career and life.