



McDonald International ES

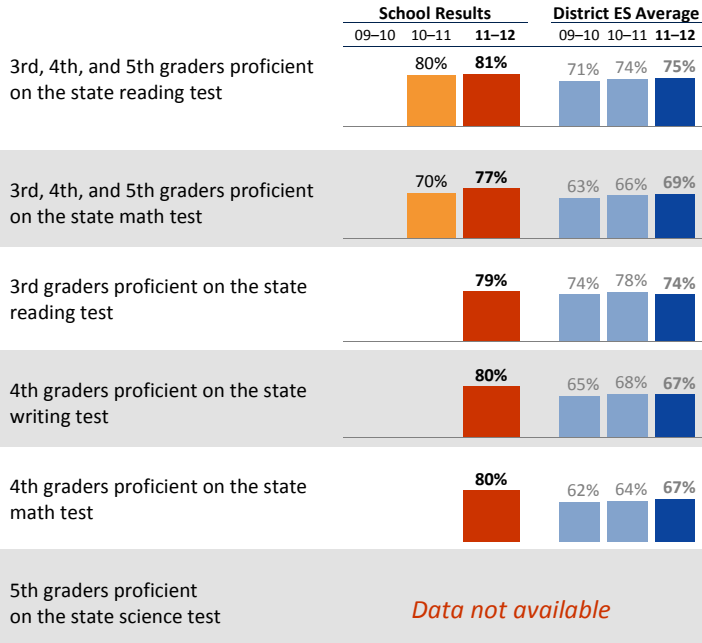
Cheryl Grinager, Principal

School Report for the 2011–2012 School Year

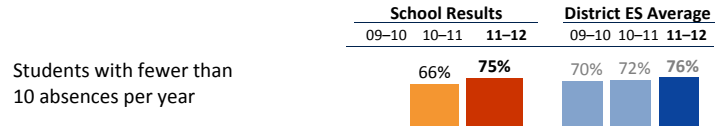
<http://www.mcdonaldpta.org/>

2011-2012 School Year
 # Students: 187
 # Teachers: 14 # Other Staff: 4
 Average class size: 23
 Average daily attendance: 95.1%
 Student mobility: 14%

Student Achievement



Attendance



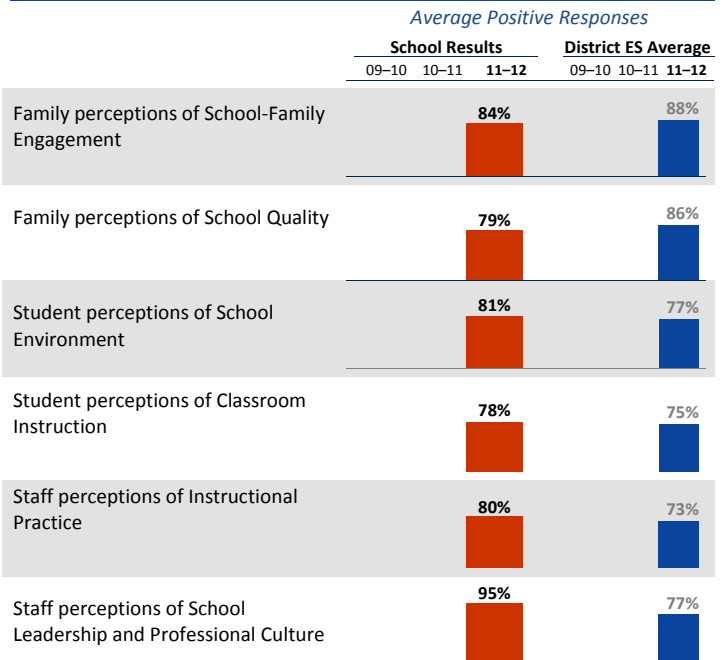
Accountability and School Performance

Seattle Public Schools Segmentation Level: **Level 5**

Annual Measurable Objective (AMO) target for Reading: *Not available*

Annual Measurable Objective (AMO) target for Math: *Not available*

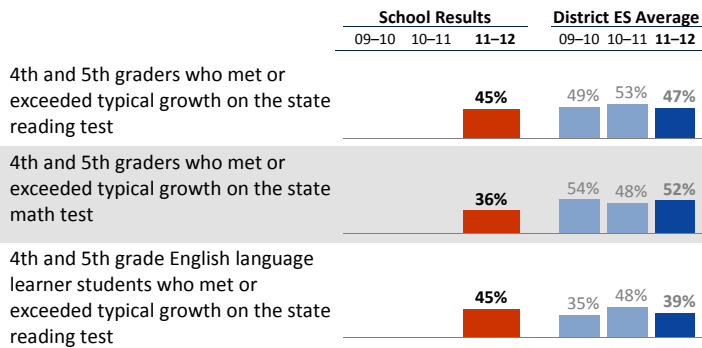
Student, Family, and Staff School Climate Survey



* Families responding to survey: 32%; Students responding to survey: 89%; Staff responding to survey: 89%

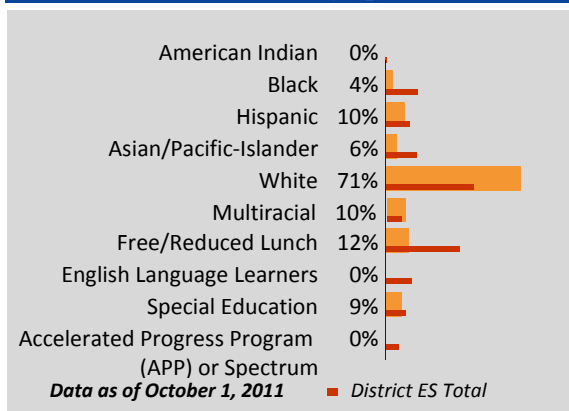
**Reported results for each survey category equal the average positive responses for a subset of questions. Detailed results can be found on the School Reports and Survey page: http://bit.ly/school_reports

Year-to-Year Growth: Following the Same Students



This measure shows how much growth students have achieved compared to similar students across the state in the same grade level. The overall metric reported is the percentage of students whose growth was average or above (50th to 99th growth percentile) on the state test. Students are compared to other students in the same grade level across the state with similar test scores in previous years.

Student Demographics



Student Proficiency on State Tests

School average compared to District elementary school average

	Reading		Mathematics	
	School	District Avg	School	District Avg
American Indian		54% ↗ 7	37%	↘ 1
Black		48% ↘ 1	38%	↗ 4
Hispanic		60% ↗ 2	48%	↗ 1
Asian/Pacific-Islander		75% ↔	76%	↗ 5
White	88%	↗ 88	82%	↗ 82
Multiracial		78% ↘ 2		↗ 1
Free/Reduced Lunch		56% ↗ 1	47%	↗ 4
Eng. Lang. Learners		32% ↘ 1	32%	↗ 4
Special Education		52% ↗ 1	39%	↗ 2
APP or Spectrum		97% ↘ 2		↗ 1



McDonald International ES

Cheryl Grinager, Principal

School Plan & Budget for the 2012-2013 School Year

School Mission Statement

Through teaching and practicing our core values, our school community will challenge stereotypes and promote social justice in a diverse world. We will foster academic achievement through integrated, collaborative learning. In our international education program, students will celebrate their own identity as they investigate the world, recognize different perspectives, and communicate effectively across cultures so they are empowered to take action.

School Goals

At McDonald International School, we have focused our goals on Math, Reading, and School Climate. Among our goals for the 2012-13 school year:
By the end of this school year, 90% of our 1st grade students will score as proficient in the Columbia Teacher's College primary assesment, and 100% of students in 3rd grade will be at grade level in reading, or will have made more than one year's growth, as measured by the Columbia Teacher's College assessment. We will have 100% of our students in grades 4 and 5 exceed typical growth on the math MAP test.

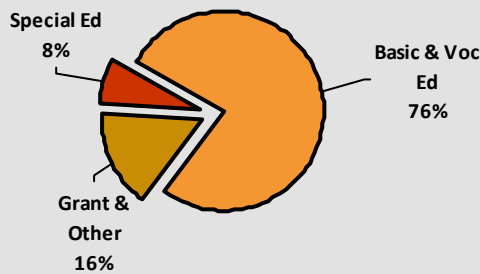
School Description and Plan to Achieve Goals

At McDonald International School we have eight Core Values:
Cultural Competence: We seek to understand, appreciate, and effectively communicate with people across cultures.
Respect: We treat others as we want to be treated.
Responsibility: We are accountable for our choices, actions and words.
Justice: We work for equal rights, freedom from bias, and fair treatment for all.
Empathy: We understand and enter into another's feelings.
Courage: We have the strength to do the right thing.
Honesty: We are truthful members of our community.
Perseverance: We are determined to keep working and trying even when things feel hard.

To meet our school goals, we will make use of best practices in literacy and math instruction.
Reading: Teachers will implement Reader's Workshop, Columbia Teacher's College assessments, leveled reading books, lessons that include a mini-lesson, conferencing and conferring strategies, independent/partner reading and guided reading.
Math: Teachers will use the Common Core State Standards and Every Day Math Curriculum to develop effective learning opportunities and assessments for all students. Grade level teams will regularly meet to review student progress on unit assessments and monitor and adjust instruction.

Annual Budget Report

2012-2013 Percent of School Funding



All financial data are from the 2012-13 recommended budget.

Total 2012-2013 School Budget: **\$1,804,560**
Projected 2012-13 Student Enrollment: **293**
Per-Student Funding: **\$6,159**

Invitation to Participate

One of the goals of having School Reports is to support our families as critical partners with us in your student's academic success. To get involved, please share this information with your friends and neighbors, visit your child's school, or consider talking to your child's teacher or principal about joining the school's Building Leadership Team or Parent Teacher Student Association to shape your school's improvement plan.

District Mission Statement

The mission at Seattle Public Schools is to ensure every student graduates ready for college, career and life.