



# Maple Elementary

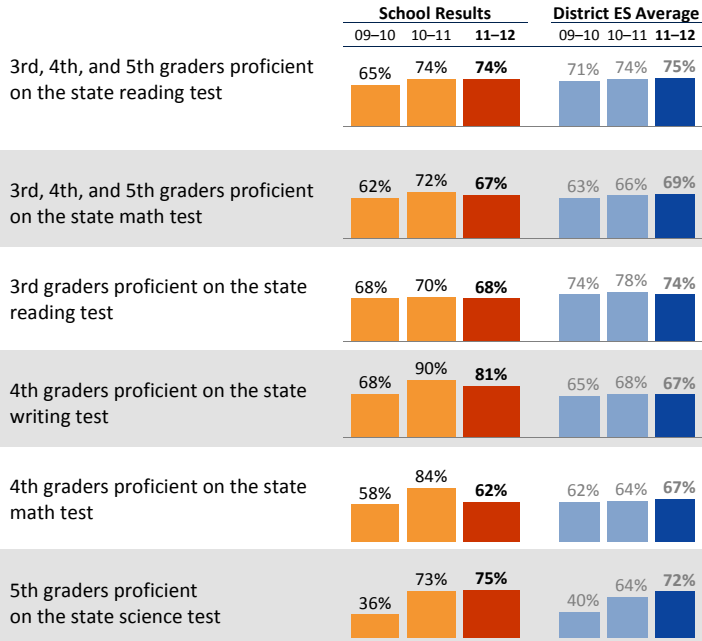
Patricia Hunter, Principal

## School Report for the 2011–2012 School Year

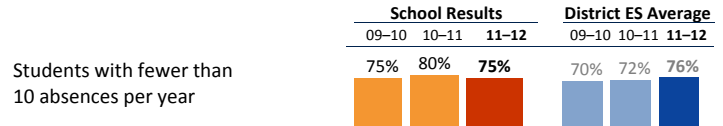
<http://maples.seattleschools.org/>

**2011-2012 School Year**  
 # Students: 480  
 # Teachers: 31 # Other Staff: 16  
 Average class size: 26  
 Average daily attendance: 95.8%  
 Student mobility: 10%

### Student Achievement



### Attendance



### Accountability and School Performance

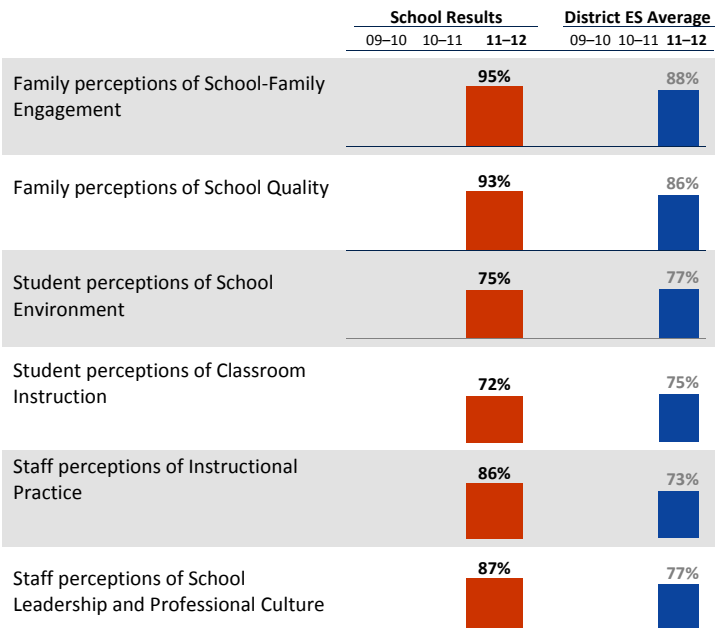
Seattle Public Schools Segmentation Level: **Level 3**

Annual Measurable Objective (AMO) target for Reading: **Below**

Annual Measurable Objective (AMO) target for Math: **Below**

### Student, Family, and Staff School Climate Survey

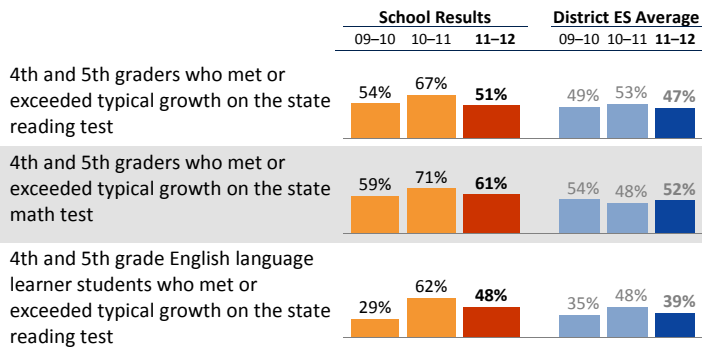
Average Positive Responses



\* Families responding to survey: 15%; Students responding to survey: 92%; Staff responding to survey: 83%

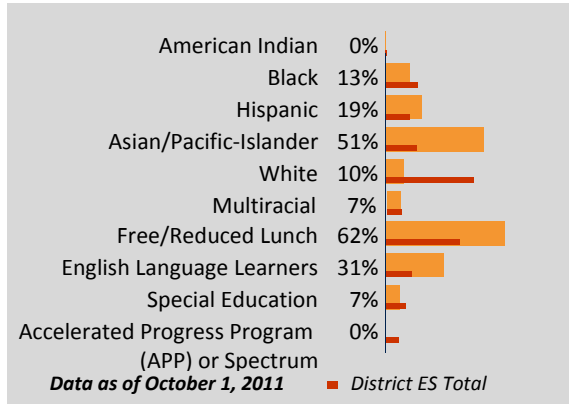
\*\*Reported results for each survey category equal the average positive responses for a subset of questions. Detailed results can be found on the School Reports and Survey page: [http://bit.ly/school\\_reports](http://bit.ly/school_reports)

### Year-to-Year Growth: Following the Same Students



This measure shows how much growth students have achieved compared to similar students across the state in the same grade level. The overall metric reported is the percentage of students whose growth was average or above (50th to 99th growth percentile) on the state test. Students are compared to other students in the same grade level across the state with similar test scores in previous years.

### Student Demographics



### Student Proficiency on State Tests

School average compared to District elementary school average

	Reading		Mathematics	
	School	District Avg	School	District Avg
American Indian		54% ↗ 7	37%	↘ 1
Black	58%	↘ 17	48%	↘ 1
Hispanic	55%	↗ 1	60%	↗ 2
Asian/Pacific-Islander	79%	↗ 1	75%	↔
White	100%	↗ 12	89%	↗ 1
Multiracial	100%	↗ 18	78%	↘ 2
Free/Reduced Lunch	65%	↘ 1	56%	↗ 1
Eng. Lang. Learners	38%	↗ 7	32%	↘ 1
Special Education	53%	↗ 9	52%	↗ 1
APP or Spectrum		97%	↘ 2	



# Maple Elementary

Patricia Hunter, *Principal*

## School Plan & Budget for the 2012-2013 School Year

### School Mission Statement

**MISSION:** Every student will attain his/her highest potential and be empowered to become a life-long learner.

### School Goals

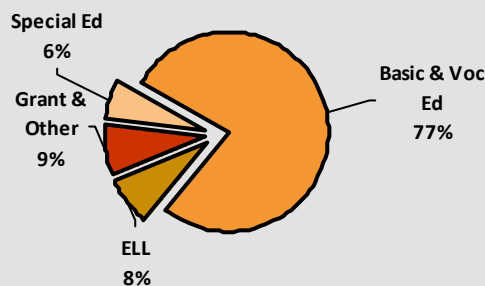
Our students' Measurement of Student Progress (MSP) scores will meet/exceed the Annual Measurable Objective (AMO), as determined by OSPI. The percentage of K-5 students making typical yearly growth on MAP will meet/exceed the district in math and reading.

### School Description and Plan to Achieve Goals

**READING:** Teachers incorporate elements of a balanced literacy program in K-5 classrooms to develop students as independent readers. Strategies used across grade levels include, but are not limited to: Readers/Writers Workshop, Shared Reading/Writing, Word Work, Read Aloud. Teachers understand the importance of developing students' skill as fiction and nonfiction readers and integrate literacy into all content areas. **MATH:** Students receive individual and small group, differentiated instruction reinforcing areas for growth as determined by MAP scores, Everyday Math assessments and classwork. Teachers align instruction to their grade level standards, focusing on content that should be mastered by the end of the year; K-2 teachers align content with Common Core State Standards. Maple students are expected to be proficient in basic math facts prior to exiting fifth grade. **SPECIALISTS:** Literacy-focused Visual & Theater Art classes along with PE are structured to provide common grade level band planning time. Work on Study Island and Xtramath not only reinforce instruction and state standards, but also computer test taking practice. ELL students are provided with small group or in-class support from IAs or certificated staff.

### Annual Budget Report

2012-2013 Percent of School Funding



*All financial data are from the 2012-13 recommended budget.*

Total 2012-2013 School Budget:

**\$2,859,695**

Projected 2012-13 Student Enrollment:

**471**

Per-Student Funding:

**\$6,072**

### Invitation to Participate

Please join us in building a community that supports and believes in all of our students. Share this information with your friends and neighbors, visit our school, or consider talking to your child's teacher or principal about joining the school's Building Leadership Team or Parent Teacher Student Association to contribute to our school's improvement plan.

### District Mission Statement

The mission at Seattle Public Schools is to ensure every student graduates ready for college, career and life.