



Laurelhurst Elementary

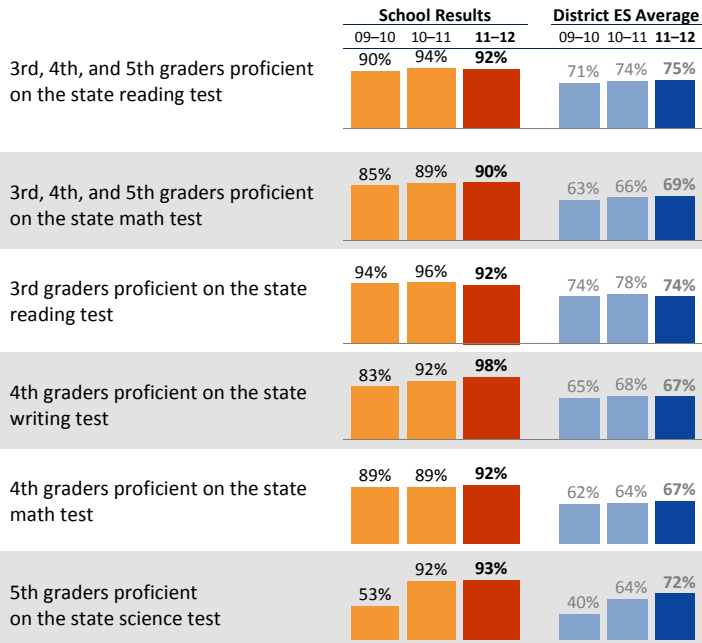
Kathy Jolly, Principal

School Report for the 2011–2012 School Year

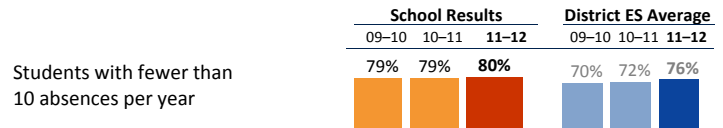
<http://laurelhurstes.seattleschools.org/>

2011-2012 School Year
 # Students: 420
 # Teachers: 23 # Other Staff: 6
 Average class size: 24
 Average daily attendance: 96.2%
 Student mobility: 4%

Student Achievement



Attendance



Accountability and School Performance

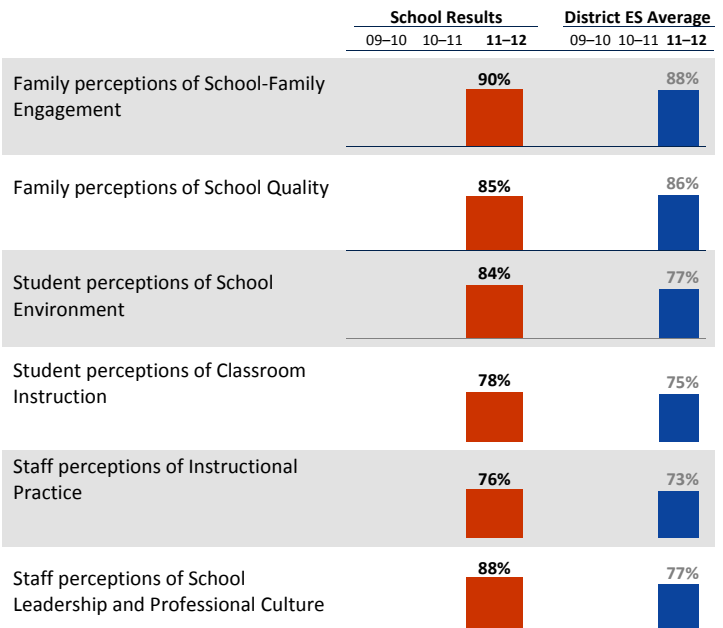
Seattle Public Schools Segmentation Level: **Level 4**

Annual Measurable Objective (AMO) target for Reading: **On/Above**

Annual Measurable Objective (AMO) target for Math: **On/Above**

Student, Family, and Staff School Climate Survey

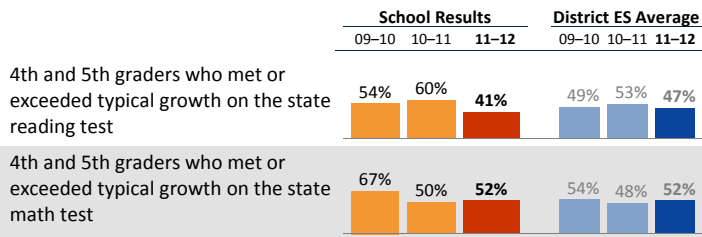
Average Positive Responses



* Families responding to survey: 24%; Students responding to survey: 96%; Staff responding to survey: 83%

**Reported results for each survey category equal the average positive responses for a subset of questions. Detailed results can be found on the School Reports and Survey page: http://bit.ly/school_reports

Year-to-Year Growth: Following the Same Students

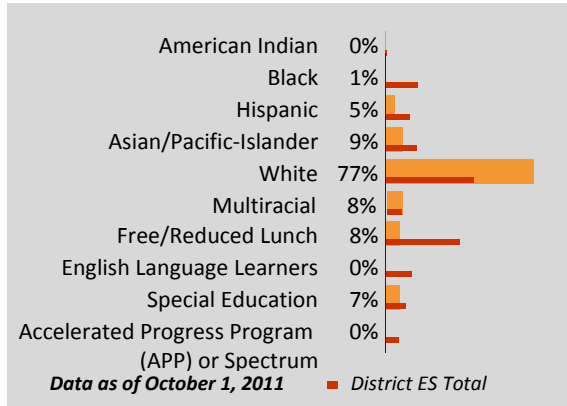


4th and 5th grade English language learner students who met or exceeded typical growth on the state reading test

Data not available

This measure shows how much growth students have achieved compared to similar students across the state in the same grade level. The overall metric reported is the percentage of students whose growth was average or above (50th to 99th growth percentile) on the state test. Students are compared to other students in the same grade level across the state with similar test scores in previous years.

Student Demographics



Student Proficiency on State Tests

School average compared to District elementary school average

	Reading		Mathematics	
	School	District Avg	School	District Avg
American Indian		54% ↗ 7	37%	↘ 1
Black		48%	↘ 1	38% ↗ 4
Hispanic	69%	↗ 2	69%	↗ 1
Asian/Pacific-Islander	89%	↔	94%	↗ 13
White	94%	↘ 2	91%	↘ 1
Multiracial	90%	↘ 5	90%	↔
Free/Reduced Lunch	65%	↘ 4	70%	↗ 5
Eng. Lang. Learners		32%	↘ 1	32%
Special Education	75%	↘ 8	82%	↗ 9
APP or Spectrum		97%	↘ 2	99%



Laurelhurst Elementary

Kathy Jolly, Principal

School Plan & Budget for the 2012-2013 School Year

School Mission Statement

At Laurelhurst we strive to create an inviting school community that supports each child's innate passion for learning. Our goal is to foster the development of responsible, effective, compassionate individuals who develop a strong sense of environmental stewardship.

School Goals

To increase the % of students proficient on the state reading test from 92% to 95% for 3rd grade, from 90% to 93% for 4th grade and from 98% to 100% for 5th grade students. For math, to increase the % of students proficient on the state test from 94% to 97% for 3rd grade, from 88% to 92% for 4th grade and from 92% to 95% for 5th grade. For 5th grade students we will increase the % of students proficient on the state science test from 92 to 95%.

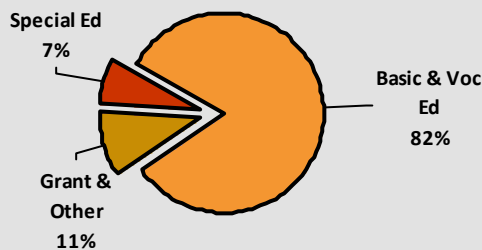
School Description and Plan to Achieve Goals

READING: Implement a data-driven comprehensive balanced literacy instructional program school-wide. Support student's development of effective reading skills and strategies through Reader's Workshop in grades K-3. During Reader's Workshop students read many books and explore different genres, authors, and texts. Mini-lessons are designed to teach the different strategies used by readers to decode and comprehend text. Students are matched to books at their reading level to provide appropriate differentiated instruction. Student learn to choose "Just Right" books for independent reading. Students are engaged in critical thinking, shared inquiry, and reflection as they read, discuss, and respond to selected literature in Literature Circles in grades 4-5. Early intervention and extra support for struggling students is provided with small group instruction with a Reading Specialist or a Sound Partner tutor.

MATH: Implement 60 minute math blocks, with a focus on differentiation. Everyday Math (EDM), Singapore Math and CMP(5th grade) are used in classrooms to support instruction. Provide early intervention and extra support for students through flexible grouping, small groups, or one-on-one tutoring. Provide 4th and 5th grade students opportunities to develop problem-solving skills by participation in Math Olympiad. Math instruction in grades K-2 is aligned with the new Common Core Standards. We will begin implementation of math Common Core Standards for grades 3-5 in 2013-2014.

Annual Budget Report

2012-2013 Percent of School Funding



All financial data are from the 2012-13 recommended budget.

Total 2012-2013 School Budget:

\$2,139,384

Projected 2012-13 Student Enrollment:

397

Per-Student Funding:

\$5,389

Invitation to Participate

One of the goals of having School Reports is to support our families as critical partners with us in your student's academic success. To get involved, please share this information with your friends and neighbors, visit your child's school, or consider talking to your child's teacher or principal about joining the school's Building Leadership Team or Parent Teacher Student Association to shape your school's improvement plan.

District Mission Statement

The mission at Seattle Public Schools is to ensure every student graduates ready for college, career and life.