



John Stanford International

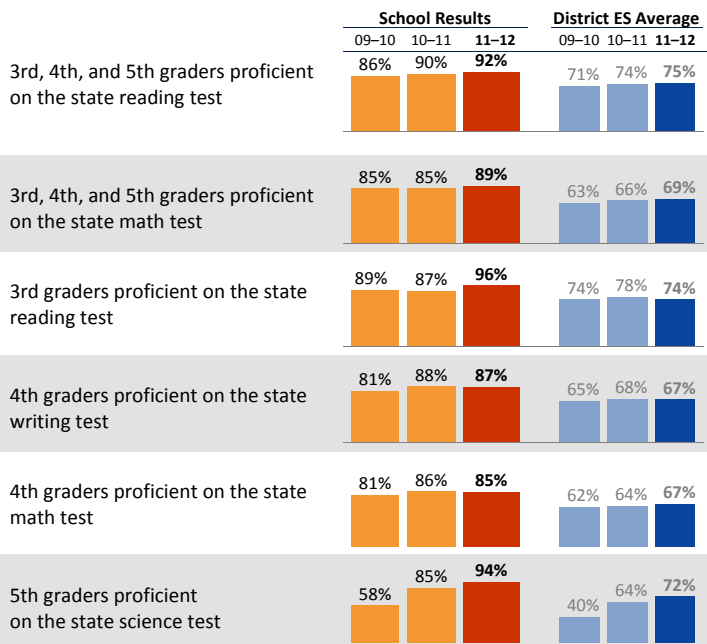
Jesely Alvarez, Principal

School Report for the 2011–2012 School Year

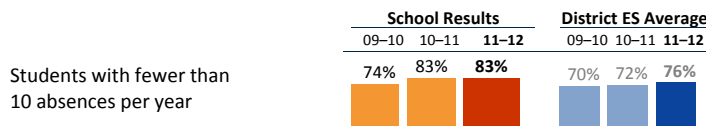
<http://stanfordes.seattleschools.org>

2011-2012 School Year
 # Students: 460
 # Teachers: 27 # Other Staff: 15
 Average class size: 25
 Average daily attendance: 96.7%
 Student mobility: 3%

Student Achievement



Attendance



Accountability and School Performance

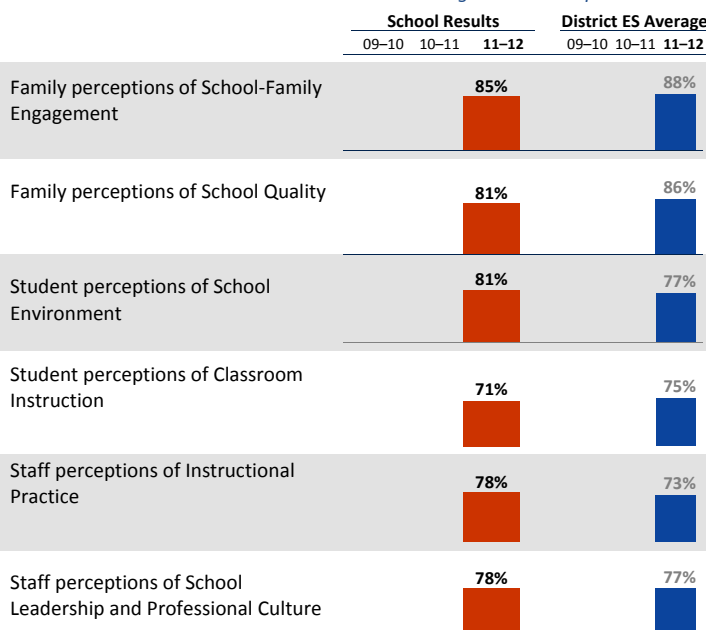
Seattle Public Schools Segmentation Level: **Level 4**

Annual Measurable Objective (AMO) target for Reading: **On/Above**

Annual Measurable Objective (AMO) target for Math: **On/Above**

Student, Family, and Staff School Climate Survey

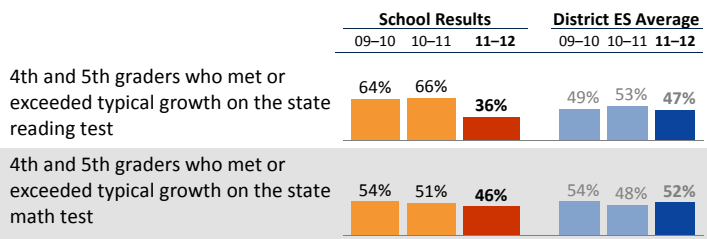
Average Positive Responses



* Families responding to survey: 28%; Students responding to survey: 94%; Staff responding to survey: 79%

**Reported results for each survey category equal the average positive responses for a subset of questions. Detailed results can be found on the School Reports and Survey page: http://bit.ly/school_reports

Year-to-Year Growth: Following the Same Students

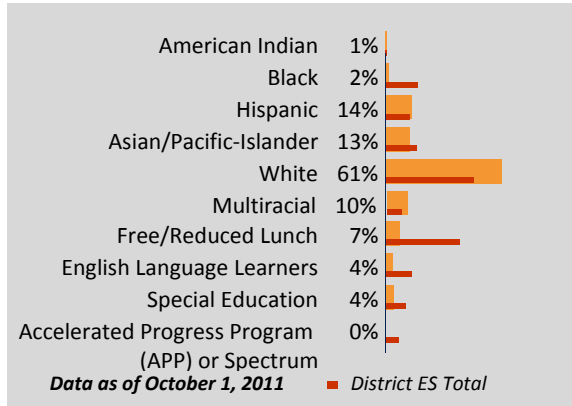


4th and 5th grade English language learner students who met or exceeded typical growth on the state reading test

Data not available

This measure shows how much growth students have achieved compared to similar students across the state in the same grade level. The overall metric reported is the percentage of students whose growth was average or above (50th to 99th growth percentile) on the state test. Students are compared to other students in the same grade level across the state with similar test scores in previous years.

Student Demographics



Student Proficiency on State Tests

School average compared to District elementary school average

	Reading		Mathematics	
	School	District Avg	School	District Avg
American Indian		54% ↗ 7	37%	↘ 1
Black		48%	↘ 1	38% ↗ 4
Hispanic	82%	↘ 7	60%	↗ 2
Asian/Pacific-Islander	88%	↗ 1	75%	↔
White	95%	↗ 3	89%	↗ 1
Multiracial	100%	↗ 17	78%	↘ 2
Free/Reduced Lunch	67%	↘ 2	56%	↗ 1
Eng. Lang. Learners		32%	↘ 1	32%
Special Education	69%	↔	52%	↗ 1
APP or Spectrum		97%	↘ 2	99%



John Stanford International ES

Jesely Alvarez, Principal

School Plan & Budget for the 2012-2013 School Year

School Mission Statement

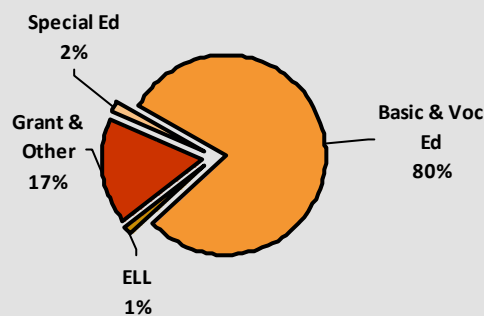
To educate and prepare all students to achieve today and tomorrow in a global community and economy.

School Goals

School Description and Plan to Achieve Goals

Annual Budget Report

2012-2013 Percent of School Funding



All financial data are from the 2012-13 recommended budget.

Total 2012-2013 School Budget:

\$2,740,151

Projected 2012-13 Student Enrollment:

453

Per-Student Funding:

\$6,049

Invitation to Participate

One of the goals of having School Reports is to support our families as critical partners with us in your student's academic success. To get involved, please share this information with your friends and neighbors, visit your child's school, or consider talking to your child's teacher or principal about joining the school's Building Leadership Team or Parent Teacher Student Association to shape your school's improvement plan.

District Mission Statement

The mission at Seattle Public Schools is to ensure every student graduates ready for college, career and life.