



John Muir Elementary

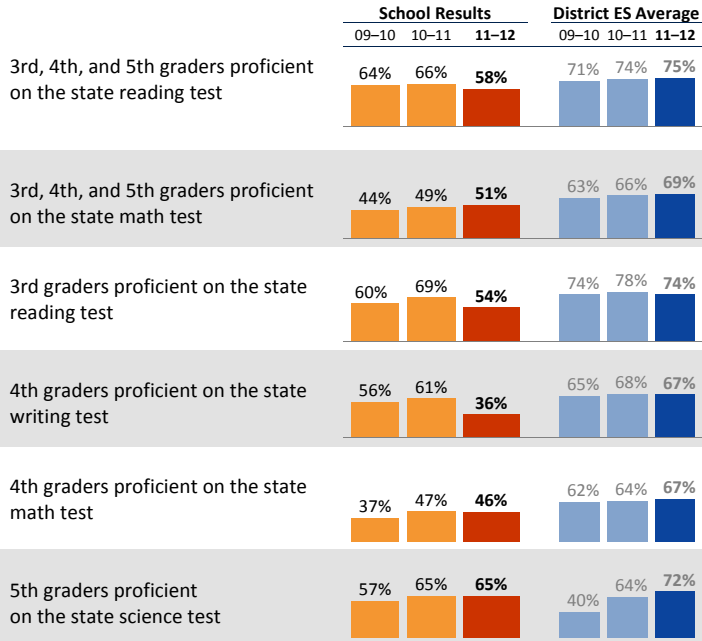
Awnie Thompson, Principal

School Report for the 2011–2012 School Year

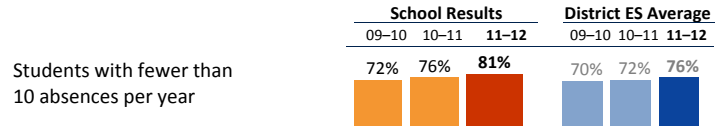
<http://muires.seattleschools.org/>

2011-2012 School Year
 # Students: 404
 # Teachers: 26 # Other Staff: 11
 Average class size: 27
 Average daily attendance: 96.4%
 Student mobility: 18%

Student Achievement



Attendance



Accountability and School Performance

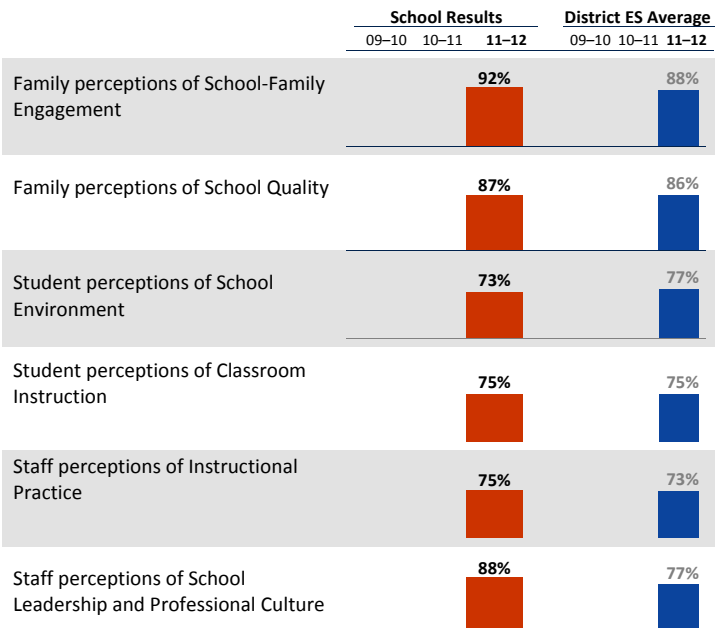
Seattle Public Schools Segmentation Level: **Level 2**

Annual Measurable Objective (AMO) target for Reading: **Below**

Annual Measurable Objective (AMO) target for Math: **On/Above**

Student, Family, and Staff School Climate Survey

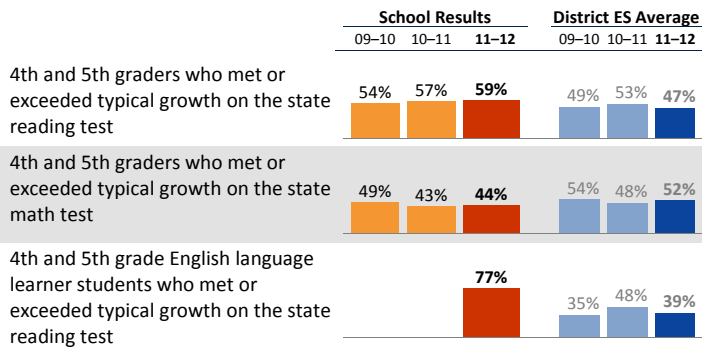
Average Positive Responses



* Families responding to survey: 18%; Students responding to survey: 100%; Staff responding to survey: 84%

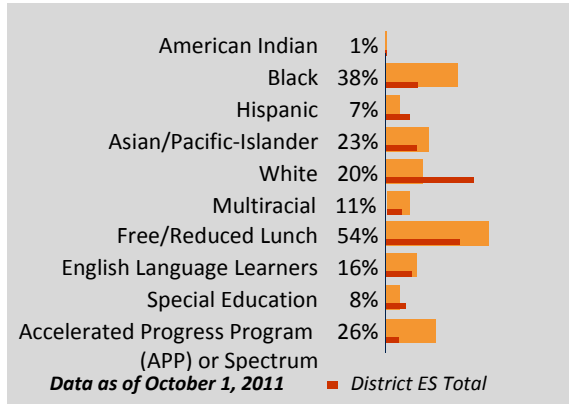
**Reported results for each survey category equal the average positive responses for a subset of questions. Detailed results can be found on the School Reports and Survey page: http://bit.ly/school_reports

Year-to-Year Growth: Following the Same Students



This measure shows how much growth students have achieved compared to similar students across the state in the same grade level. The overall metric reported is the percentage of students whose growth was average or above (50th to 99th growth percentile) on the state test. Students are compared to other students in the same grade level across the state with similar test scores in previous years.

Student Demographics



Student Proficiency on State Tests

School average compared to District elementary school average

	Reading		Mathematics	
	School	District Avg	School	District Avg
American Indian		54% ↗ 7	37%	↘ 1
Black	42%	↘ 11	48%	↘ 1
Hispanic	31%	↗ 2	46%	↗ 1
Asian/Pacific-Islander	67%	↘ 13	75%	↔
White	87%	↘ 3	89%	↗ 1
Multiracial	84%	↗ 3	78%	↘ 2
Free/Reduced Lunch	45%	↘ 10	56%	↗ 1
Eng. Lang. Learners	30%	↔	32%	↘ 1
Special Education	50%	↗ 34	52%	↗ 1
APP or Spectrum	87%	5	97%	↘ 2
			90%	↗ 3
			99%	↗ 1



John Muir Elementary

Awnie Thompson, *Principal*

School Plan & Budget for the 2012-2013 School Year

School Mission Statement

John Muir is a culturally diverse setting where students are nurtured and learning is celebrated. John Muir provides a caring, learning environment that promotes maximum academic, social, and emotional growth for all students.

School Goals

68.5% of 5th grade students who are enrolled at John Muir 10/1/12 will reach or exceed standard on the state reading test. (Of this approximate cohort group, 69.1 reached or exceeded standard in 3rd grade and 62.3 did so in 4th grade.) 64% of 3rd, 4th, and 5th graders will achieve proficiency on the state reading test. 51% of 5th grade students who are enrolled at John Muir 10/1/12 will reach or exceed standard on the state math test. (Of this approximate cohort group, 43.6 reached or exceeded standard in 3rd grade and 45.9 did so in 4th grade.) 56% of 3rd, 4th, and 5th graders will achieve proficiency on the state math test. The emphasis will be for students who are African American or African, low income, and/or less than two years at John Muir.

School Description and Plan to Achieve Goals

John Muir has experienced dramatic growth in the last two years. Many of our new students are English Language Learners which has brought a rich diversity to our school and prompted an increased focus on strategies to support ELL students.

Teachers will use Readers' Workshop strategies including mini-lessons, independent reading in leveled books, and frequent assessment. improve instruction by reviewing student work, sharing strategies, and problem solving. Students in grades K - 2 who are farthest below grade level will receive individual tutoring.

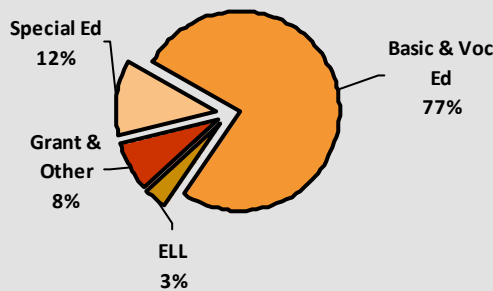
Teachers will use Math Workshop strategies or small flexible groups to differentiate learning. Teachers in grades K-2 will use the Common Core State Standards to guide their instruction. All students have access to computer-based math supplemental programs which are individualized and provide immediate feedback to students. Students will be better prepared to show what they know when they are familiar with the testing process and expectations. Teachers will work with and support Zeno to create a math culture; including working with MIR, monthly math challenge, math clubs, and math games.

Full day summer school was provided for 85 students in grades K-5 in summer 2012. The results of this program will be evaluated and if students made gains in reading and math the program will continue in summer 2013.

Use STAR program, Muir Mediators, student leader opportunities, and discipline policy to improve student

Annual Budget Report

2012-2013 Percent of School Funding



All financial data are from the 2012-13 recommended budget.

Total 2012-2013 School Budget:

\$2,645,495

Projected 2012-13 Student Enrollment:

424

Per-Student Funding:

\$6,239

Invitation to Participate

One of the goals of having School Reports is to support our families as critical partners with us in your student's academic success. To get involved, please share this information with your friends and neighbors, visit your child's school, or consider talking to your child's teacher or principal about joining the school's Building Leadership Team or Parent Teacher Student Association to shape your school's improvement plan.

District Mission Statement

The mission at Seattle Public Schools is to ensure every student graduates ready for college, career and life.