



Hawthorne Elementary

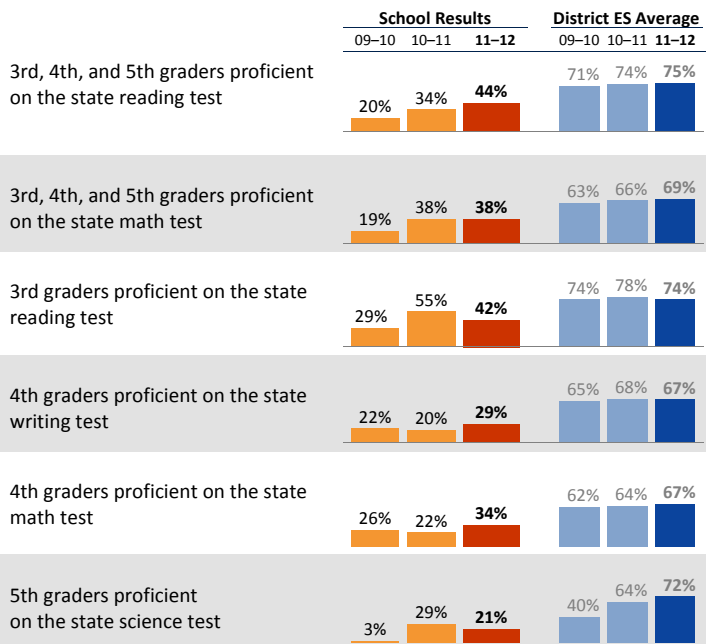
Sandra Scott, Principal

School Report for the 2011–2012 School Year

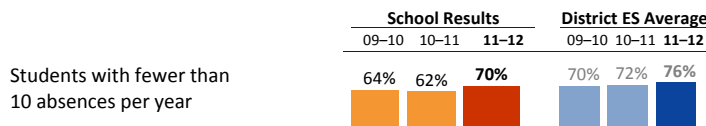
<http://hawthornees.seattleschools.org/>

2011-2012 School Year
 # Students: 296
 # Teachers: 28 # Other Staff: 16
 Average class size: 20
 Average daily attendance: 94.4%
 Student mobility: 32%

Student Achievement



Attendance



Accountability and School Performance

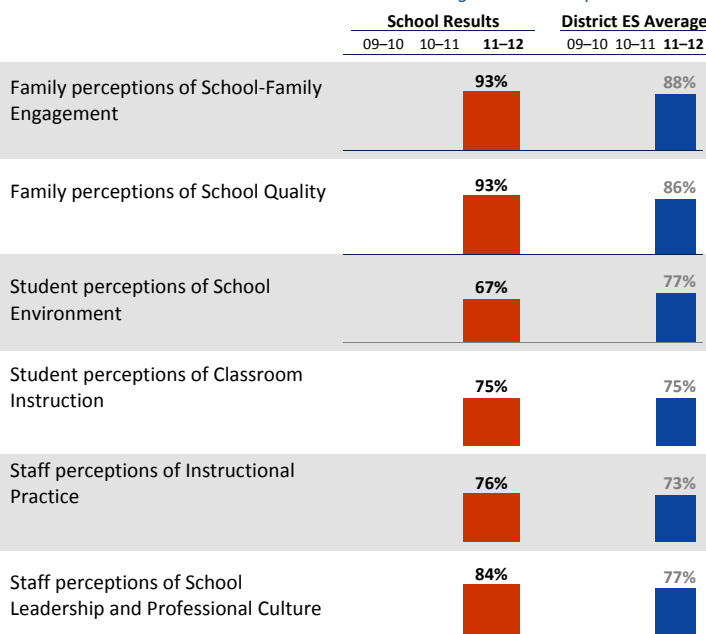
Seattle Public Schools Segmentation Level: **Level 1**

Annual Measurable Objective (AMO) target for Reading: **On/Above**

Annual Measurable Objective (AMO) target for Math: **Below**

Student, Family, and Staff School Climate Survey

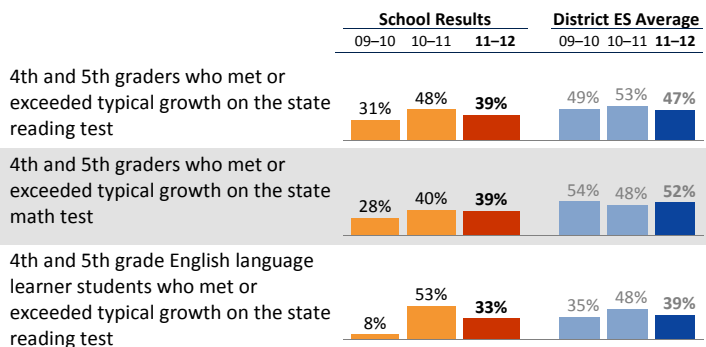
Average Positive Responses



* Families responding to survey: 9%; Students responding to survey: 82%; Staff responding to survey: 50%

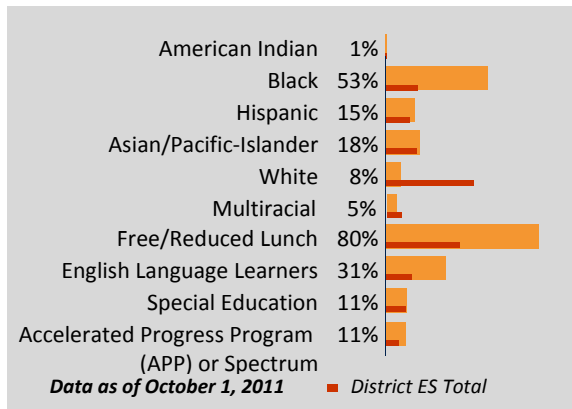
**Reported results for each survey category equal the average positive responses for a subset of questions. Detailed results can be found on the School Reports and Survey page: http://bit.ly/school_reports

Year-to-Year Growth: Following the Same Students



This measure shows how much growth students have achieved compared to similar students across the state in the same grade level. The overall metric reported is the percentage of students whose growth was average or above (50th to 99th growth percentile) on the state test. Students are compared to other students in the same grade level across the state with similar test scores in previous years.

Student Demographics



Student Proficiency on State Tests

School average compared to District elementary school average

	Reading		Mathematics	
	School	District Avg	School	District Avg
American Indian		54% ↗ 7	37%	↘ 1
Black	37%	↗ 14	48%	↘ 1
Hispanic	36%	↘ 17	60%	↗ 2
Asian/Pacific-Islander	62%	↗ 16	75%	↔
White		89%	↗ 1	84%
Multiracial		78%	↘ 2	↗ 1
Free/Reduced Lunch	42%	↗ 11	56%	↗ 1
Eng. Lang. Learners	24%	↗ 3	37%	↘ 2
Special Education	17%	↗ 12	47%	↗ 4
APP or Spectrum	69%	↗ 12	31%	↘ 11
		52%	↗ 1	32%
		↗ 1	8%	↘ 1
		↘ 2	39%	↗ 2
		↘ 2	88%	↗ 1
			99%	↗ 1



Hawthorne Elementary

Sandra Scott, *Principal*

School Plan & Budget for the 2012-2013 School Year

School Mission Statement

Hawthorne Mission: To create an engaging learning environment that empowers students to pursue their personal best and where race, class or disability is not a predictor of what a child can do.

School Goals

Our goal is to increase the percentage of all students meeting or exceeding typical growth on the Measurement of Academic Progress assessment to 75%. The percentage of 3rd-5th grade students meeting proficiency on the state MSP will increase to 65% in reading and 50% in math. ELL students in 3rd -5th grades will show 20% improvement in all academic areas as indicated by the state MSP assessment. Other goals include strengthening connections between the school and the surrounding community through an increase in volunteer, family and community involvement.

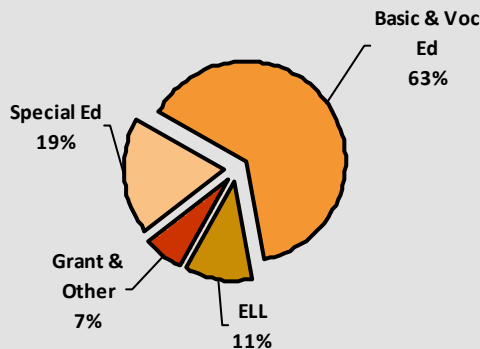
School Description and Plan to Achieve Goals

Hawthorne uses a Balanced Literacy Approach to effectively differentiate literacy instruction to a full range of learners. Readers Workshop model is used in Kindergarten through 5th grade classrooms to develop students as readers and writers. A Math Workshop model is used school wide to enrich students' learning experiences in mathematics. Teachers are provided with daily common planning time as well as extended time to work in Professional Learning Communities. Differentiated instruction is used to meet the needs of all learners. All Hawthorne students participate in our Multi Arts program. Art is integrated throughout the core curriculum utilizing music, visual and performing arts. Our goal to further enhance student learning is to implement a program model that integrates STEM coursework with the Arts. Extended day learning opportunities will be offered to students in partnership with Powerful Schools as part of a state 21st Century Learning Grant.

Hawthorne has a robust Family Engagement program staffed by two Family support Workers and a part time Family Engagement Coordinator. The goal of the program is to increase parental involvement in students' learning experience, promote academic success and foster a supportive learning environment in our school community. Our parent and community group, Friends Of Hawthorne, is actively engaged in helping us achieve our goals through fundraising, culminating with their annual Hawthorne School Auction.

Annual Budget Report

2012-2013 Percent of School Funding



All financial data are from the 2012-13 recommended budget.

Total 2012-2013 School Budget:

\$2,703,691

Projected 2012-13 Student Enrollment:

318

Per-Student Funding:

\$8,502

Invitation to Participate

One of the goals of having School Reports is to support our families as critical partners with us in your student's academic success. To get involved, please share this information with your friends and neighbors, visit your child's school, or consider talking to your child's teacher or principal about joining the school's Building Leadership Team or Parent Teacher Student Association to shape your school's improvement plan.

District Mission Statement

The mission at Seattle Public Schools is to ensure every student graduates ready for college, career and life.