



Gatewood Elementary

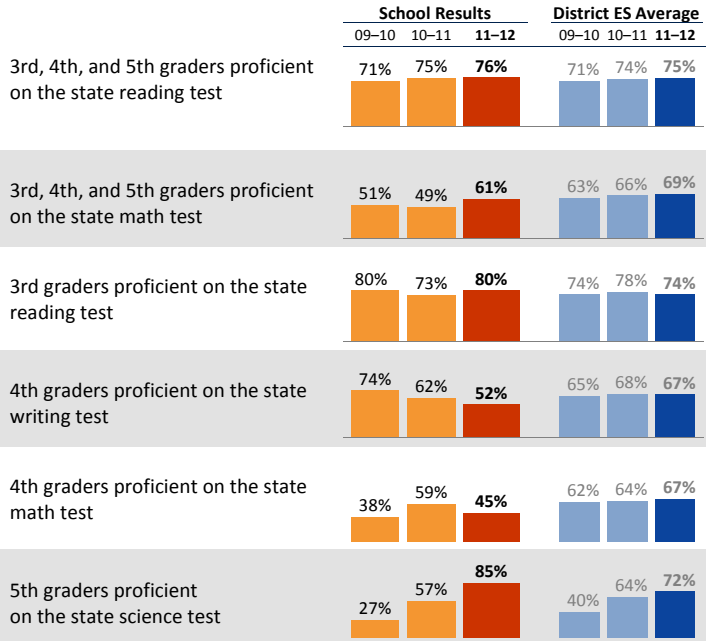
Rhonda Claytor, Principal

School Report for the 2011–2012 School Year

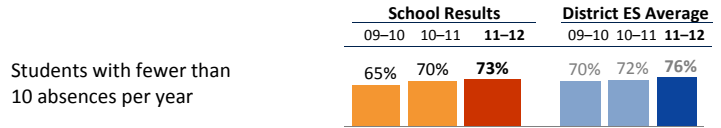
<http://gatewoodes.seattleschools.org/>

2011-2012 School Year
 # Students: 484
 # Teachers: 33 # Other Staff: 15
 Average class size: 24
 Average daily attendance: 95.5%
 Student mobility: 9%

Student Achievement



Attendance



Accountability and School Performance

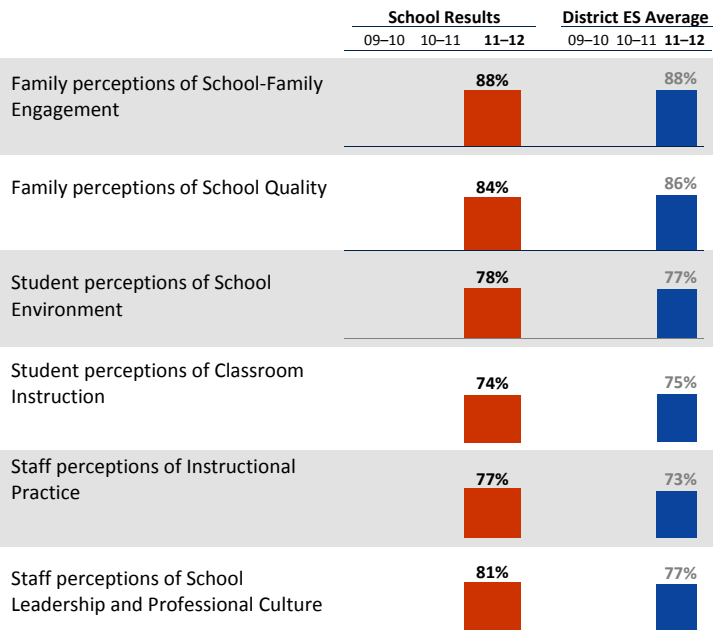
Seattle Public Schools Segmentation Level: **Level 3**

Annual Measurable Objective (AMO) target for Reading: **Below**

Annual Measurable Objective (AMO) target for Math: **On/Above**

Student, Family, and Staff School Climate Survey

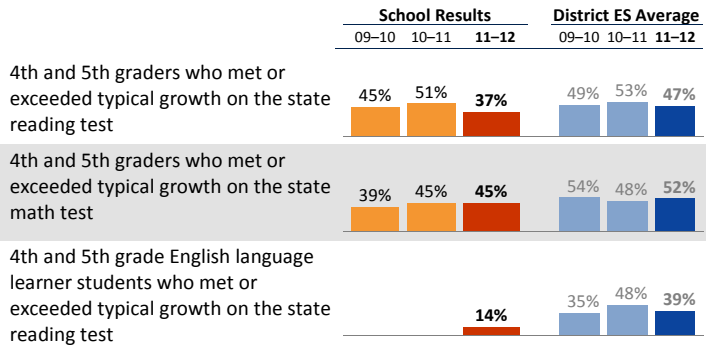
Average Positive Responses



* Families responding to survey: 20%; Students responding to survey: 90%; Staff responding to survey: 100%

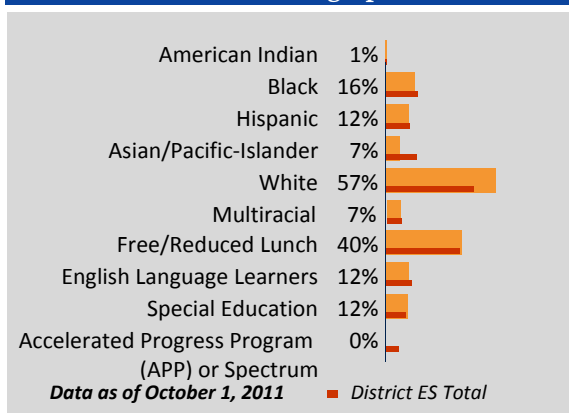
**Reported results for each survey category equal the average positive responses for a subset of questions. Detailed results can be found on the School Reports and Survey page: http://bit.ly/school_reports

Year-to-Year Growth: Following the Same Students



This measure shows how much growth students have achieved compared to similar students across the state in the same grade level. The overall metric reported is the percentage of students whose growth was average or above (50th to 99th growth percentile) on the state test. Students are compared to other students in the same grade level across the state with similar test scores in previous years.

Student Demographics



Student Proficiency on State Tests

School average compared to District elementary school average

	Reading		Mathematics	
	School	District Avg	School	District Avg
American Indian		54% ↗ 7	37%	↘ 1
Black	56%	↘ 7	48%	↘ 1
Hispanic	78%	↘ 3	60%	↗ 2
Asian/Pacific-Islander	75%	↗ 11	71%	↗ 21
White	83%	↗ 2	89%	↗ 1
Multiracial	71%		78%	↘ 2
Free/Reduced Lunch	63%	↘ 8	56%	↗ 1
Eng. Lang. Learners	26%	↘ 17	32%	↘ 1
Special Education	51%	↘ 14	52%	↗ 1
APP or Spectrum			97%	↘ 2
				99%



Gatewood Elementary

Rhonda Claytor, *Principal*

School Plan & Budget for the 2012-2013 School Year

School Mission Statement

At Gatewood we want our students to love life, learning, challenge and each other. We want our students to become advocates for social justice, caretakers of the planet, compassionate citizens who understand and honor our global community.

School Goals

For intermediate students we will increase the percentage of students proficient on the state math test from 61% to 65% and from 76% to 80% in reading. 75% of our 5th grade students will be proficient on the state science test. For all students we will increase the percentage of students with fewer than ten absences per year from 75% to 80%.

School Description and Plan to Achieve Goals

MATH: We focus on student mastery of the Washington state performance expectations as well as the Common Core Curriculum in mathematics. Students are engaged in mathematics by individual work, in small groups, and in whole class lessons. Teachers will use the formative data (teacher made, JUMP Math and MAP) to identify specific skills that students need to develop.

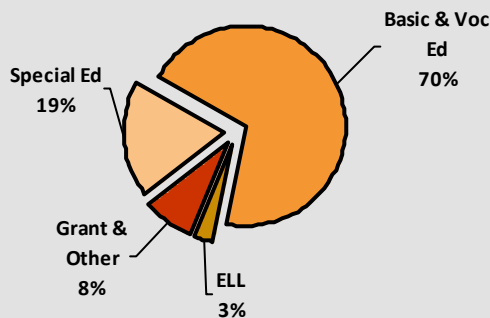
READING: We use the Reader’s Workshop model to deliver our reading instruction. Every day students are taught one specific skill in reading. Students then spend 30 – 40 minutes reading a “just right” book to practice the skills taught by the teacher. The teacher spends the workshop time either working with small groups of students or individual students on a specific skill. Students are asked to read at home daily and keep a log of their reading.

SCIENCE: Three science kits will be taught in every classroom. Teachers will attend all initiation use trainings and one science writing professional development. We will focus on non-fiction writing and building scientific vocabulary for all students.

ATTENDANCE: Any child that has “at-risk” attendance will receive an adult buddy in the school. This adult will have daily check-ins with the student and develop an on-going relationship with the child. We will provide on-going communication about our attendance goal and our progress towards the goal. Absences not only mean lost instruction but also the opportunity to interact and learn from other students

Annual Budget Report

2012-2013 Percent of School Funding



All financial data are from the 2012-13 recommended budget.

Total 2012-2013 School Budget:

\$3,167,561

Projected 2012-13 Student Enrollment:

485

Per-Student Funding:

\$6,531

Invitation to Participate

One of the goals of having School Reports is to support our families as critical partners with us in your student's academic success. To get involved, please share this information with your friends and neighbors, visit your child's school, or consider talking to your child's teacher or principal about joining the school's Building Leadership Team or Parent Teacher Student Association to shape your school's improvement plan.

District Mission Statement

The mission at Seattle Public Schools is to ensure every student graduates ready for college, career and life.