



Dearborn Park Elementary

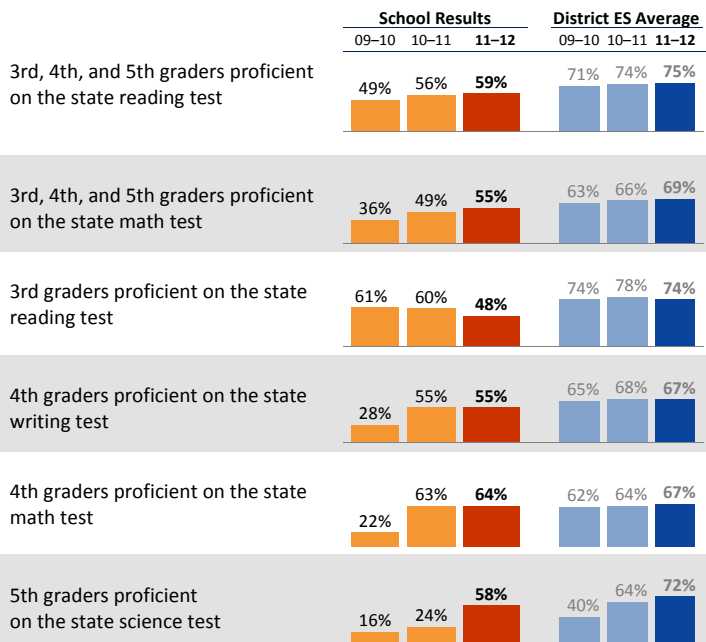
Angela Bogan, Principal

School Report for the 2011–2012 School Year

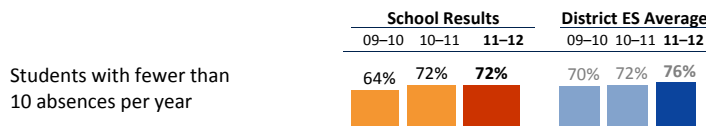
<http://dearbornes.seattleschools.org/>

2011-2012 School Year
 # Students: 309
 # Teachers: 26 # Other Staff: 9
 Average class size: 24
 Average daily attendance: 95.5%
 Student mobility: 9%

Student Achievement



Attendance



Accountability and School Performance

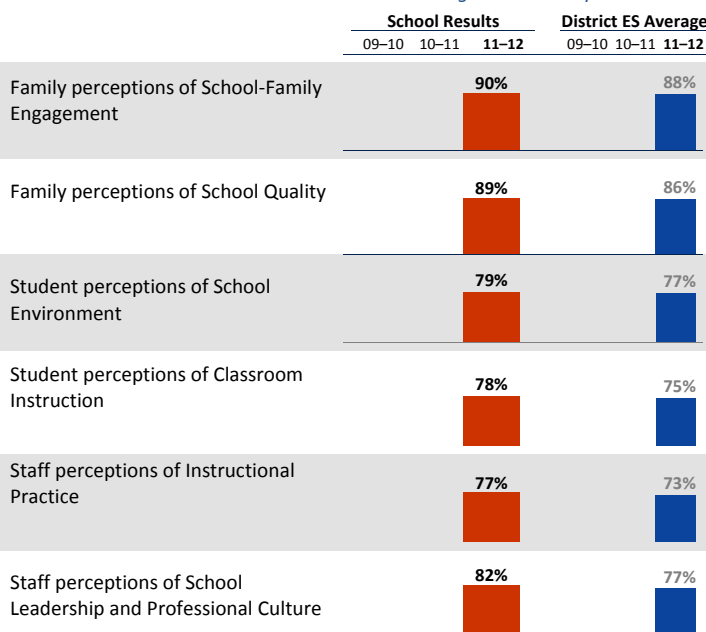
Seattle Public Schools Segmentation Level: **Level 3**

Annual Measurable Objective (AMO) target for Reading: **Below**

Annual Measurable Objective (AMO) target for Math: **On/Above**

Student, Family, and Staff School Climate Survey

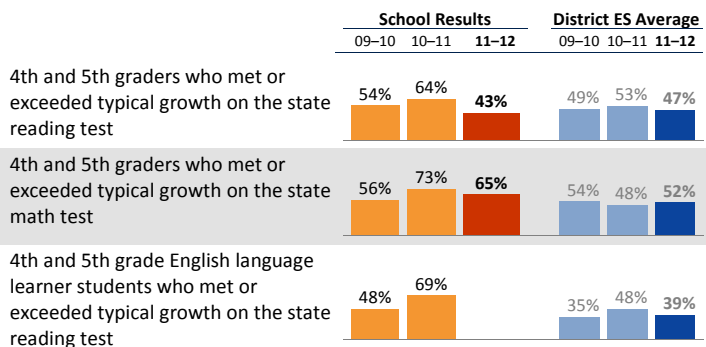
Average Positive Responses



* Families responding to survey: 8%; Students responding to survey: 30%; Staff responding to survey: 80%

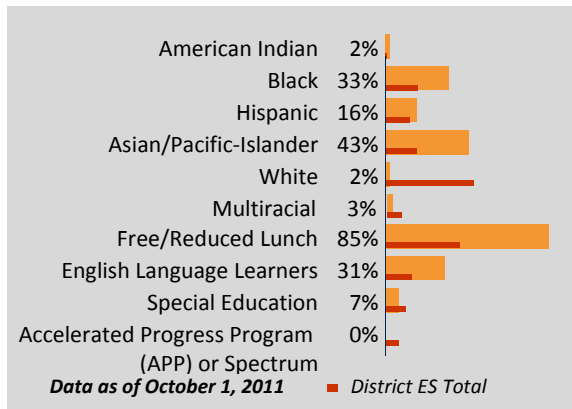
**Reported results for each survey category equal the average positive responses for a subset of questions. Detailed results can be found on the School Reports and Survey page: http://bit.ly/school_reports

Year-to-Year Growth: Following the Same Students



This measure shows how much growth students have achieved compared to similar students across the state in the same grade level. The overall metric reported is the percentage of students whose growth was average or above (50th to 99th growth percentile) on the state test. Students are compared to other students in the same grade level across the state with similar test scores in previous years.

Student Demographics



Student Proficiency on State Tests

School average compared to District elementary school average

	Reading		Mathematics	
	School	District Avg	School	District Avg
American Indian		54% ↗ 7	37%	↘ 1
Black	48%	↗ 7	48%	↘ 1
Hispanic	45%	↘ 11	60%	↗ 2
Asian/Pacific-Islander	78%	↗ 10	75%	↔
White		89%	↗ 1	84%
Multiracial		78%	↘ 2	↗ 1
Free/Reduced Lunch	61%	↗ 7	53%	↗ 7
Eng. Lang. Learners	25%	↘ 17	32%	↗ 4
Special Education	19%	↘ 6	52%	↗ 1
APP or Spectrum		97%	↘ 2	99%



Dearborn Park Elementary

Angela Bogan, *Principal*

School Plan & Budget for the 2012-2013 School Year

School Mission Statement

Creating an exciting, safe learning community where children are engaged in their learning, have pride in their school, are kind and respectful, and celebrate our diversity. Upon leaving Dearborn Park, students will have strong academic skills; problem-solving skills; a commitment to creating safe, supportive communities; and the ability to take personal responsibility for their actions.

School Goals

To increase the percent of intermediate students making gains on state reading test from 59% to 70% and from 55% to 70% making gains on the state math test. To increase the percent of students meeting or exceeding typical growth on MAP for math from 50% to 75% for 3rd grade, from 60% to 75% for 4th grade and from 50% to 75% for 5th grade.

School Description and Plan to Achieve Goals

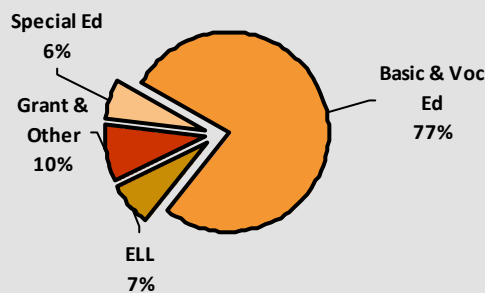
Reading: Teachers will team teach with the Literacy Coach to ensure differentiation. Washington Reading Corps will work with students in fluid groups that are determined by data. All classroom teachers have common planning time within their pods for 35 minutes daily and another 60 minutes for collaboration during the week.

Math: Math tutoring will be available after school at Dearborn Park through the grade level teacher who teaches Math. Math Club is open on Tuesdays. Students will receive in-school assistance in math as needed.

Reading/Math: Teachers will use complex instruction based upon data collection, to meet student needs. Teachers have common planning time and collaborative team time to analyze data and inform instruction. Families attend monthly Reading and Math Nights with take home activities. We have hired a part-time School Relations Coordinator who will focus on Family and Community Partnerships through recruiting volunteers, and assisting families to ensure academic achievement.

Annual Budget Report

2012-2013 Percent of School Funding



All financial data are from the 2012-13 recommended budget.

Total 2012-2013 School Budget:

\$2,173,504

Projected 2012-13 Student Enrollment:

315

Per-Student Funding:

\$6,900

Invitation to Participate

One of the goals of having School Reports is to support families as critical partners with us in a student's academic success. To get involved, please share this with your friends and neighbors, visit the school, or consider talking to the teacher or principal about joining the school's Building Leadership Team or Parent Teacher Student Association to shape your school's improvement plan.

District Mission Statement

The mission at Seattle Public Schools is to ensure every student graduates ready for college, career and life.