



Cleveland H.S. - STEM

Princess Shareef, Principal



School Report for the 2011-2012 School Year

<http://clevelandhs.seattleschools.org/>

2011-2012 School Year

Students: 819

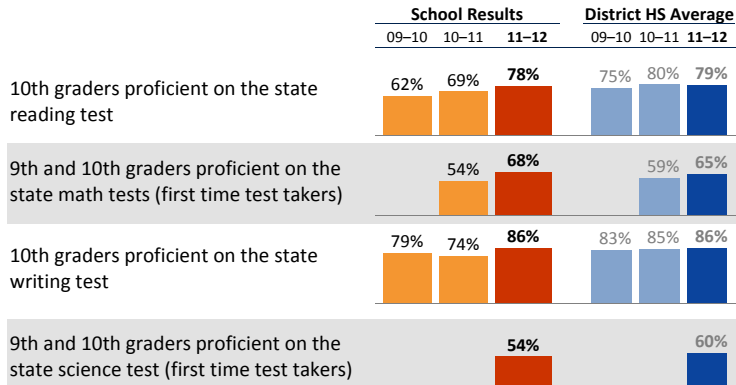
Teachers: 50 # Other Staff: 32

Average class size: 28

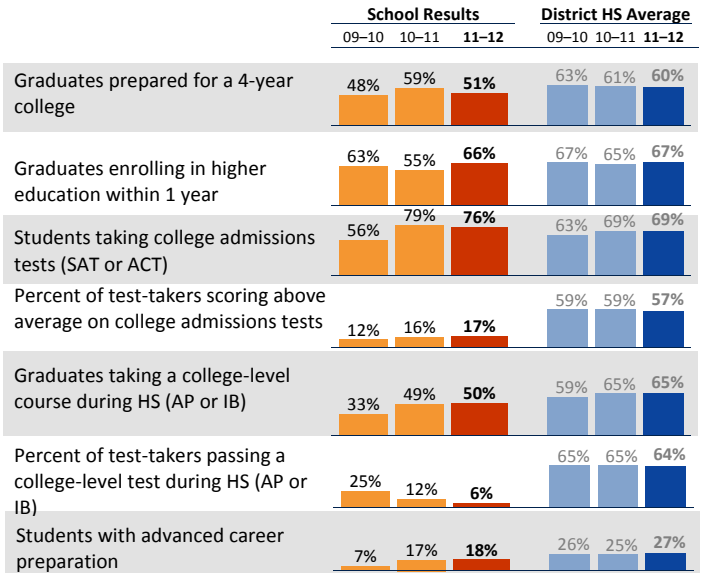
Average daily attendance: 90.1%

Student mobility: 14%

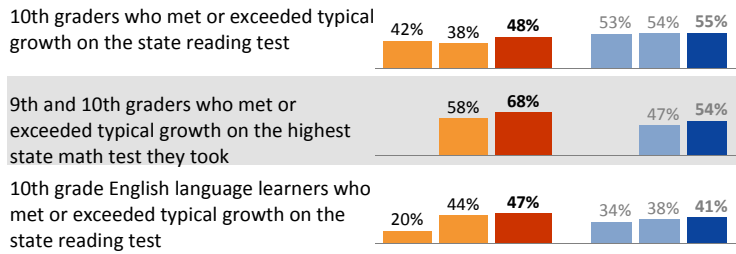
Student Achievement



College and Career Ready

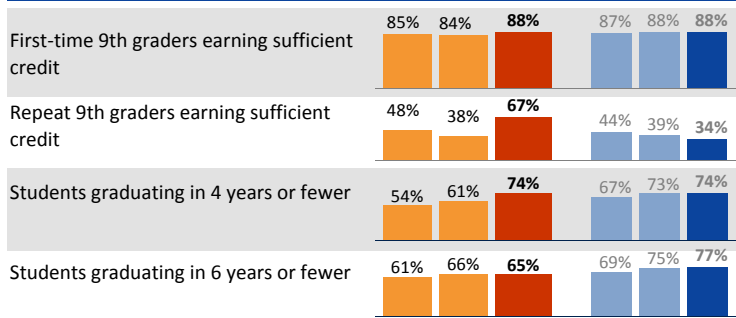


Year-to-Year Growth: Following the Same Students



This measure shows how much growth students have achieved compared to similar students across the state in the same grade level. The overall metric reported is the percentage of students whose growth was average or above (50th to 99th growth percentile) on the state test.

On-Track for Graduation

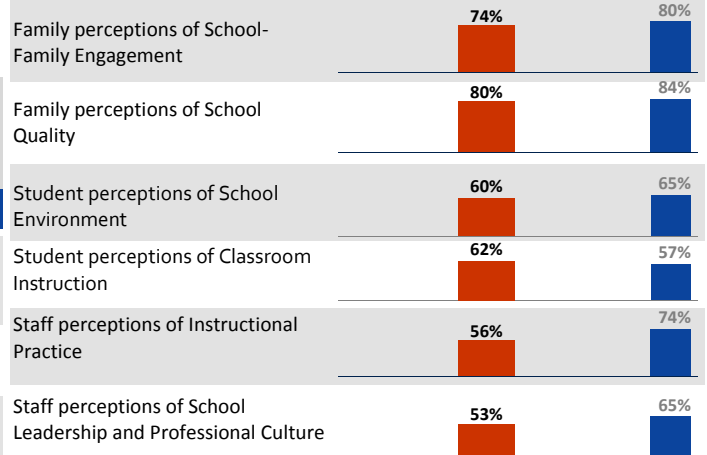


Attendance



Student, Family, and Staff School Climate Survey

Average Positive Responses



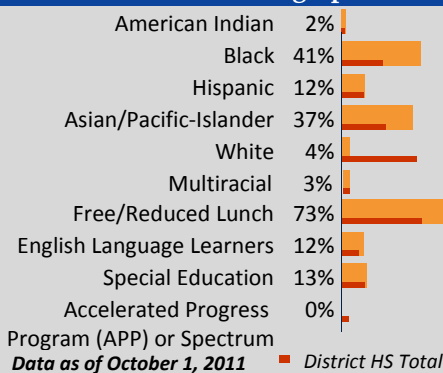
* Families responding to survey: 7%; Students responding to survey: 71%; Staff responding to survey: 40%

**Reported results for each survey category equal the average positive responses for a subset of questions. Detailed results can be found here: http://bit.ly/school_reports

Accountability and School Performance

Seattle Public Schools Segmentation Level: **Level 3**
 Annual Measurable Objective (AMO) target for Reading: **On/Above**
 Annual Measurable Objective (AMO) target for Math: **On/Above**

Student Demographics



Student Proficiency on State Tests

School average compared to District high school average

	Reading		Mathematics			
	School	District Avg	School	District Avg		
American Indian		54%	≥20	52%	↑14	
Black	75%	↑12	58%	≥5	54%	↑15
Hispanic	70%	↑5	72%	↑4	63%	↑15
Asian/Pacific-Islander	82%	↑6	81%	↑1	85%	↑17
White	91%	↑2	92%	↑1	91%	↑11
Multiracial		88%	↑4		64%	↑6
Free/Reduced Lunch	75%	↑7	66%	≥2	69%	↑18
Eng. Lang. Learners	38%	↑1	21%	≥5	56%	↑17
Special Education	41%	≥13	53%	≥3	40%	↑15
APP or Spectrum		99%	≥9		99%	



Cleveland H.S. - STEM

Princess Shareef, *Principal*

School Plan & Budget for the 2012-2013 School Year

School Mission Statement

Real world preparation for real world success in personalized, relevant and rigorous small learning communities.

School Goals

For 10th grade students we will increase the percent proficient on the state reading test from 78% to 85% and from 85% to 90% for writing. In the math End Of Course (EOC) 1 we will increase the percent of students proficient from 71% to 80%. In math EOC 2 students will increase from 81% to 86%. Students will increase proficiency in Biology from 54% to 75% and for all students we will increase the attendance rate from 90% to 95%. Though we are pleased with our growth in graduation rate to 74% we are looking to improve our "Graduating in 4 years" to 80%.

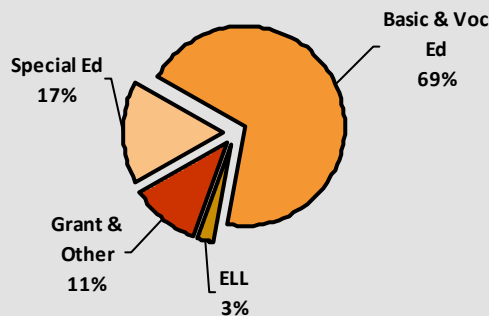
School Description and Plan to Achieve Goals

Reading: We will: Continue Readers' Workshop strategies and methods in the 9th and 10th grade Language Arts classes. At all grades, special attention will be given to enhancing reading in content areas. Selected teachers have attended/will attend AP training, create an AP syllabus and work towards accreditation. Those students identified for reading intervention will receive daily instruction using the Read 180 program. Teachers will have the opportunity to collaborate each day, with their colleagues during common preparation period, in order to improve instruction for their grade level students.

Math: Teachers will have the opportunity to collaborate, plan lessons, align curriculum, analyze student work, and implement and evaluate common assessments. We will: Continue opportunities for college-level work via partnership with South Seattle Community College. We will: Continue Algebra and Geometry Lab classes as academic support for students. Each student will be enrolled in a Algebra and Geometry class plus a lab support class. The focus of the lab is to add extra math instruction and practice time. With our 8 period schedule students receive 85 minutes of math instruction daily. Teachers will: Focus on using Complex Instructional Strategies to engage students and support them at their varied experiential and skill levels.

Annual Budget Report

2012-2013 Percent of School Funding



All financial data are from the 2012-13 recommended budget.

Total 2012-2013 School Budget:

\$6,342,004

Projected 2012-13 Student Enrollment:

813

Per-Student Funding:

\$7,801

Invitation to Participate

One of the goals of having School Reports is to support our families as critical partners with us in your student's academic success. To get involved, please share this information with your friends and neighbors, visit your child's school, or consider talking to your child's teacher or principal about joining the school's Building Leadership Team or Parent Teacher Student Association to shape your school's improvement plan.

District Mission Statement

The mission at Seattle Public Schools is to ensure every student graduates ready for college, career and life.

For additional data including teacher quality, NAEP and AMO results, please visit <http://reportcard.ospi.k12.wa.us>