



Broadview-Thomson K-8

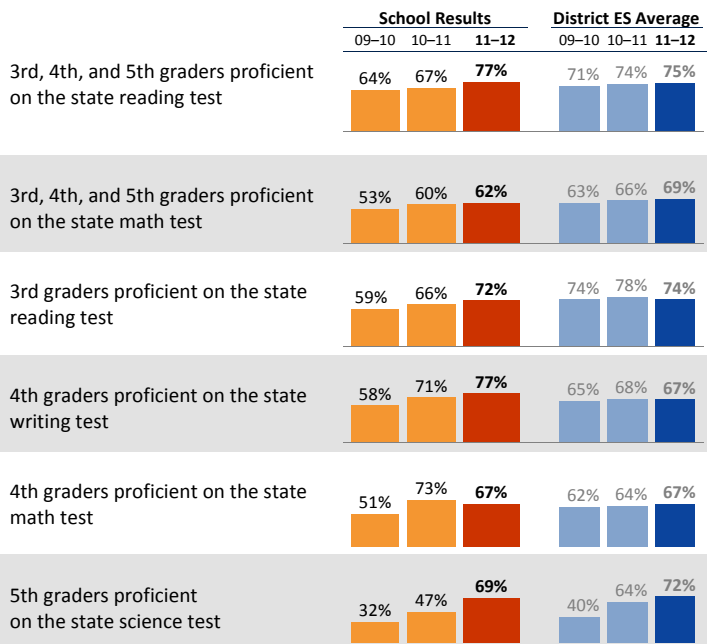
Wyeth Jessee, Principal

School Report for the 2011-2012 (Grades K-5)

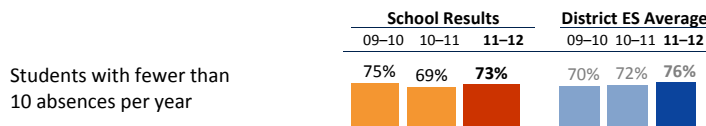
<http://broadviewk8.seattleschools.org/>

2011-2012 School Year
 # Students: 490
 # Teachers: 47 # Other Staff: 19
 Average class size: 24
 Average daily attendance: 95.4%
 Student mobility: 11%

Student Achievement



Attendance



Accountability and School Performance

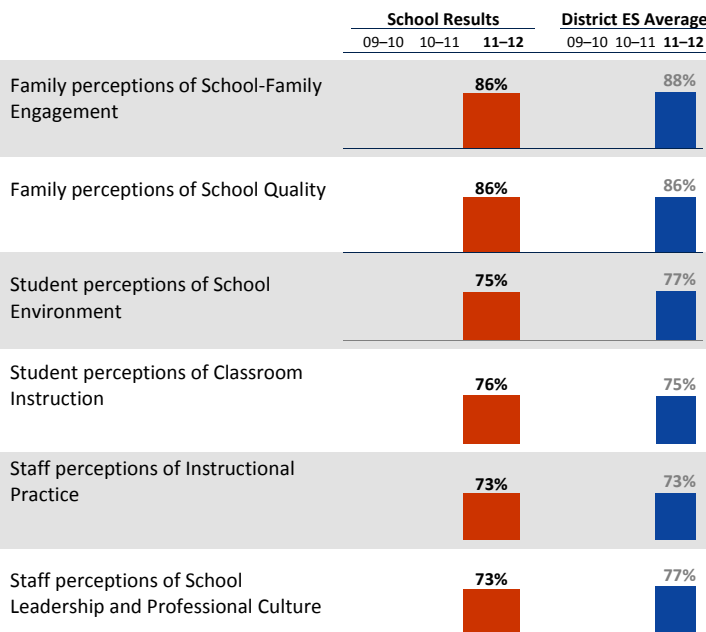
Seattle Public Schools Segmentation Level: **Level 3**

Annual Measurable Objective (AMO) target for Reading: **On/Above**

Annual Measurable Objective (AMO) target for Math: **Below**

Student, Family, and Staff School Climate Survey

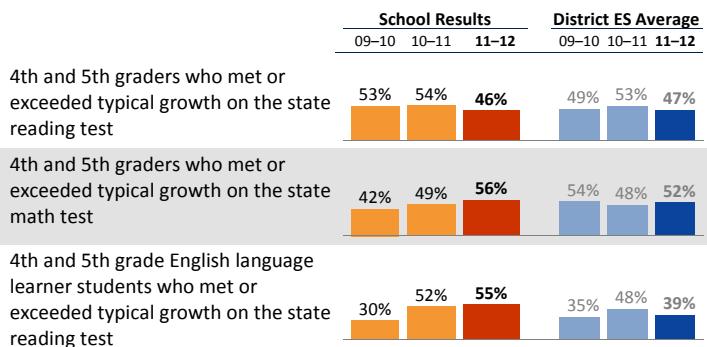
Average Positive Responses



* Families responding to survey: 19%; Students responding to survey: 94%; Staff responding to survey: 86%

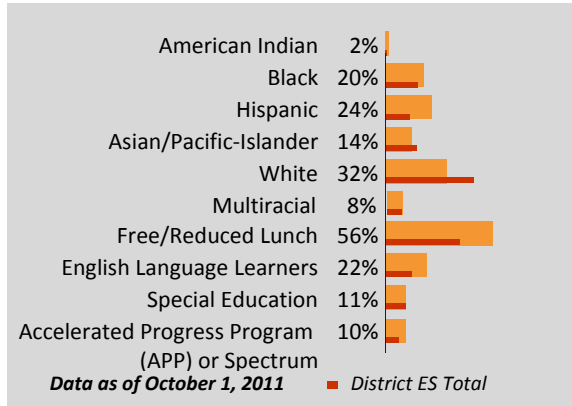
**Reported results for each survey category equal the average positive responses for a subset of questions. Detailed results can be found on the School Reports and Survey page: http://bit.ly/school_reports

Year-to-Year Growth: Following the Same Students



This measure shows how much growth students have achieved compared to similar students across the state in the same grade level. The overall metric reported is the percentage of students whose growth was average or above (50th to 99th growth percentile) on the state test. Students are compared to other students in the same grade level across the state with similar test scores in previous years.

Student Demographics



Student Proficiency on State Tests

School average compared to District elementary school average

	Reading		Mathematics	
	School	District Avg	School	District Avg
American Indian		54% ↗ 7	37%	↘ 1
Black	60%	↗ 14	45%	↗ 4
Hispanic	73%	↗ 14	52%	↗ 5
Asian/Pacific-Islander	76%	↗ 10	69%	↘ 6
White	88%	↗ 3	79%	↗ 6
Multiracial	90%	↗ 17	60%	↘ 8
Free/Reduced Lunch	72%	↗ 18	50%	↗ 5
Eng. Lang. Learners	47%	↗ 15	28%	↗ 6
Special Education	61%	↗ 16	37%	↗ 21
APP or Spectrum	100%	↘ 2	97%	↘ 7



Broadview-Thomson K-8

Wyeth Jessee, *Principal*

School Plan & Budget for the 2012-2013 School Year (Grades K-8)

School Mission Statement

Broadview-Thomson Pre-K – 8 is a diverse school community where we are committed to the academic and personal success of every child. Students will acquire tools to understand and choose their path to navigate in a competitive world.

School Goals

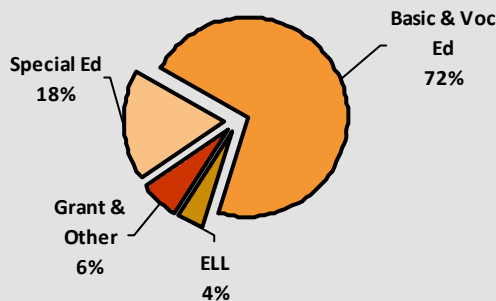
We are focused on increasing the percent of students proficient on the state math test from 52% to 62% for 6th-8th grade. We are also focused on increasing the percentage of students proficient on the state reading test from 77% to 80% for 3rd – 5th grade and from 58% to 74% for 6th-8th grade. For students in 3rd – 8th grade, they will increase the percentage of days in attendance (i.e., fewer than ten absences per year) from 69% to 75%.

School Description and Plan to Achieve Goals

We use school-wide universal screening tools to direct the selection of targeted students for support programs at all grade levels. **Math:** To further align our curriculum and provide additional practice connected to the state standards, each grade level as developed monthly units of study focused essential skills, including computation and math vocabulary. There are two staff members working in 1st -5th grade classrooms during the math block to provide greater instructional support to all students. Targeted 1st - 3rd grade students receive assistance on basic math fact and problem-solving skills through small group tutoring. The general education and special education teachers co-teach 6-8th grade classes. **Reading:** To further align our curriculum and provide additional practice connected to the state standards, each grade level as developed monthly units of study focused on a selected genre. The school's master schedule was developed to ensure that each grade level has at least a 60-minute reading block. Further, each classroom has at least two staff members teaching during the reading block at the elementary levels. Sound Partners tutoring is offered to students at Grades K through 2nd who need instruction in phonics and comprehension. Targeted 2nd grade students work with high school mentors as a part of Team Read to address deficits in fluency and comprehension. Targeted 3rd -8th grade students receive intense, individualized, engaging literacy instruction from certificated staff through a pull-out model that consists of small groups. These instructional services parallel to their reading program provided during the reading block. We also provide after school tutoring to target students in grades 3rd through 5th in our Top Dawg program. Broadview-Thomson provides a comprehensive arts enrichment program that is integrated within the curriculum and is extended to experiences within community.

Annual Budget Report

2012-2013 Percent of School Funding



All financial data are from the 2012-13 recommended budget.

Total 2012-2013 School Budget:

\$4,559,162

Projected 2012-13 Student Enrollment:

631

Per-Student Funding:

\$7,225

Invitation to Participate

To get involved, please share this information with your friends and neighbors, visit your child's school, or consider talking to your child's teacher or principal about joining the school's Building Leadership Team or PTSA to shape your school's improvement plan. We also host Donuts for Dads and Muffins for Moms before school every other month. This is a great time to share information and learn about our educational program for your student.

District Mission Statement

The mission at Seattle Public Schools is to ensure every student graduates ready for college, career and life.



Broadview-Thomson K-8

Wyeth Jessee, Principal

School Report for the 2011-2012 (Grades 6-8)

<http://broadviewk8.seattleschools.org/>

2011-2012 School Year

Students: 166

Teachers: 47 # Other Staff: 19

Average class size: 23

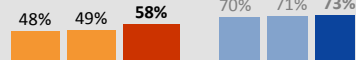
Average daily attendance: 92.7%

Student mobility: 7%

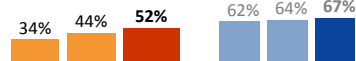
Student Achievement

School Results			District MS Average		
09-10	10-11	11-12	09-10	10-11	11-12

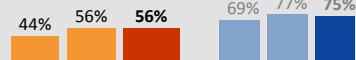
6th, 7th, and 8th graders proficient on the state reading test



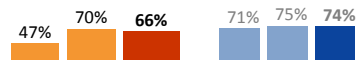
6th, 7th, and 8th graders proficient on the state math test



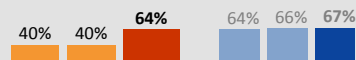
6th graders proficient on the state reading test



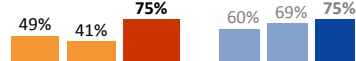
7th graders proficient on the state writing test



7th graders proficient on the state math test



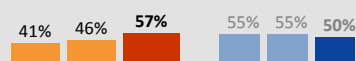
8th graders proficient on the state science test



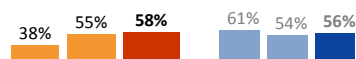
Year-to-Year Growth: Following the Same Students

School Results			District MS Average		
09-10	10-11	11-12	09-10	10-11	11-12

6th, 7th and 8th graders who met or exceeded typical growth on the state reading test



6th, 7th, and 8th graders who met or exceeded typical growth on the highest state math test they took



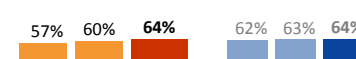
6th, 7th, and 8th grade English language learner students who met or exceeded typical growth on the state reading test



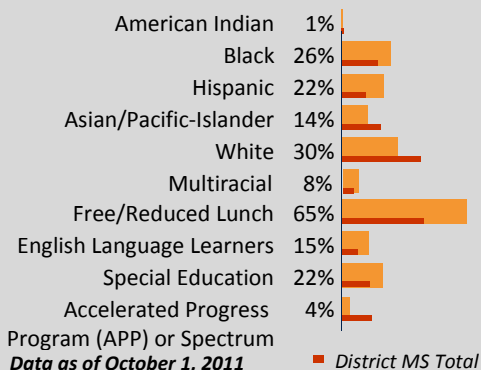
This measure shows how much growth students have achieved compared to similar students across the state in the same grade level. The overall metric reported is the percentage of students whose growth was average or above (50th to 99th growth percentile) on the state test.

Attendance

Students with fewer than 10 absences per year



Student Demographics



Accountability and School Performance

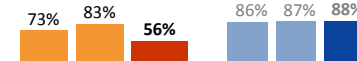
Seattle Public Schools Segmentation Level: **Level 3**

Annual Measurable Objective (AMO) target for Reading: **On/Above**

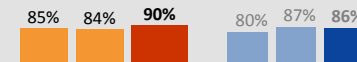
Annual Measurable Objective (AMO) target for Math: **Below**

Prepared for High School Success

6th graders passing all courses



8th graders leaving middle school ready for high school math

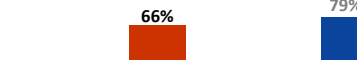


Student, Family, and Staff School Climate Survey

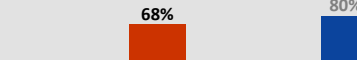
Average Positive Responses

School Results			District MS Average		
09-10	10-11	11-12	09-10	10-11	11-12

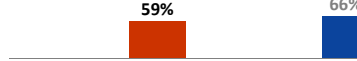
Family perceptions of School-Family Engagement



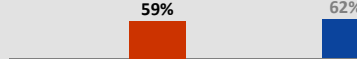
Family perceptions of School Quality



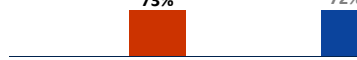
Student perceptions of School Environment



Student perceptions of Classroom Instruction



Staff perceptions of Instructional Practice



Staff perceptions of School Leadership and Professional Culture



* Families responding to survey: 15%; Students responding to survey: 92%; Staff responding to survey: 86%

**Reported results for each survey category equal the average positive responses for a subset of questions. Detailed results can be found on the School Reports and Survey page: http://bit.ly/school_reports

Student Proficiency on State Tests

School average compared to the District middle school average

	Reading		Mathematics	
	School	District Avg	School	District Avg
American Indian		59% ↗ 2	43%	↘ 2
Black	50%	↗ 5	51%	↗ 1
Hispanic	58%	↗ 24	60%	↗ 4
Asian/Pacific-Islander	67%	↗ 13	76%	↗ 2
White	69%	↗ 13	86%	↗ 2
Multiracial	33%	↘ 39	78%	
Free/Reduced Lunch	50%	↗ 4	42%	↘ 4
Eng. Lang. Learners	22%	↘ 1	78%	↘ 4
Special Education	38%	↗ 8	42%	↗ 14
APP or Spectrum	99%	↗ 1	100%	↗ 3



Broadview-Thomson K-8

Wyeth Jessee, *Principal*

School Plan & Budget for the 2012-2013 School Year (Grades K-8)

School Mission Statement

Broadview-Thomson Pre-K – 8 is a diverse school community where we are committed to the academic and personal success of every child. Students will acquire tools to understand and choose their path to navigate in a competitive world.

School Goals

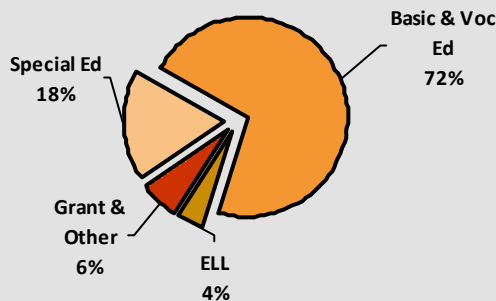
We are focused on increasing the percent of students proficient on the state math test from 52% to 62% for 6th-8th grade. We are also focused on increasing the percentage of students proficient on the state reading test from 77% to 80% for 3rd – 5th grade and from 58% to 74% for 6th-8th grade. For students in 3rd – 8th grade, they will increase the percentage of days in attendance (i.e., fewer than ten absences per year) from 69% to 75%.

School Description and Plan to Achieve Goals

We use school-wide universal screening tools to direct the selection of targeted students for support programs at all grade levels. **Math:** To further align our curriculum and provide additional practice connected to the state standards, each grade level as developed monthly units of study focused essential skills, including computation and math vocabulary. There are two staff members working in 1st -5th grade classrooms during the math block to provide greater instructional support to all students. Targeted 1st - 3rd grade students receive assistance on basic math fact and problem-solving skills through small group tutoring. The general education and special education teachers co-teach 6-8th grade classes. **Reading:** To further align our curriculum and provide additional practice connected to the state standards, each grade level as developed monthly units of study focused on a selected genre. The school's master schedule was developed to ensure that each grade level has at least a 60-minute reading block. Further, each classroom has at least two staff members teaching during the reading block at the elementary levels. Sound Partners tutoring is offered to students at Grades K through 2nd who need instruction in phonics and comprehension. Targeted 2nd grade students work with high school mentors as a part of Team Read to address deficits in fluency and comprehension. Targeted 3rd -8th grade students receive intense, individualized, engaging literacy instruction from certificated staff through a pull-out model that consists of small groups. These instructional services parallel to their reading program provided during the reading block. We also provide after school tutoring to target students in grades 3rd through 5th in our Top Dawg program. Broadview-Thomson provides a comprehensive arts enrichment program that is integrated within the curriculum and is extended to experiences within community.

Annual Budget Report

2012-2013 Percent of School Funding



All financial data are from the 2012-13 recommended budget.

Total 2012-2013 School Budget:

\$4,559,162

Projected 2012-13 Student Enrollment:

631

Per-Student Funding:

\$7,225

Invitation to Participate

To get involved, please share this information with your friends and neighbors, visit your child's school, or consider talking to your child's teacher or principal about joining the school's Building Leadership Team or PTSA to shape your school's improvement plan. We also host Donuts for Dads and Muffins for Moms before school every other month. This is a great time to share information and learn about our educational program for your student.

District Mission Statement

The mission at Seattle Public Schools is to ensure every student graduates ready for college, career and life.