

Summary of Key Listing and Sales Metrics

A summary of the key metrics selected to be included in the report. MLS sources where licensed.

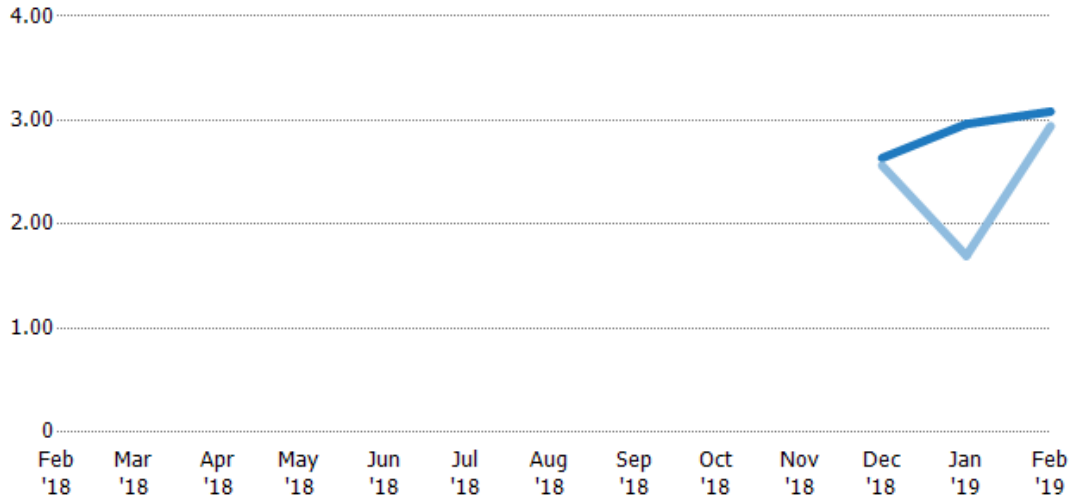
Key Metrics	Feb 2019	Feb 2018	+ / -	YTD 2019	YTD 2018	+ / -
Listing Activity Charts Metrics						
Months of Inventory	3.1	2.9	+4.7%	3.5	2.4	+44%
Sales Activity Charts Metrics						
New Pending Sales Count	51	43	+18.6%	90	79	+13.9%
New Pending Sales Volume	\$9,011,285	\$6,557,275	+37.4%	\$16,275,055	\$12,762,975	+27.5%
Pending Sales Count	72	54	+33.3%	N/A	N/A	
Pending Sales Volume	\$13,488,080	\$8,822,980	+52.9%	N/A	N/A	
Closed Sales Count	26	27	-3.7%	50	45	+11.1%
Closed Sales Volume	\$4,881,600	\$4,132,580	+18.1%	\$8,892,950	\$7,539,180	+18%
Average Sales Price	\$187,754	\$153,059	+22.7%	\$177,859	\$167,537	+6.2%
Median Sales Price	\$165,750	\$139,000	+19.2%	\$159,270	\$153,200	+4%
Average Sales Price per Sq Ft	\$95	\$92	+3.5%	\$97	\$91	+7.5%
Median Sales Price per Sq Ft	\$99	\$93	+6.5%	\$99	\$93	+5.7%

Months of Inventory

The number of months it would take to exhaust active listings at the current sales rate.

Filters Used

ZIP: Republic, MO 65738
Property Type: Single Family Residence



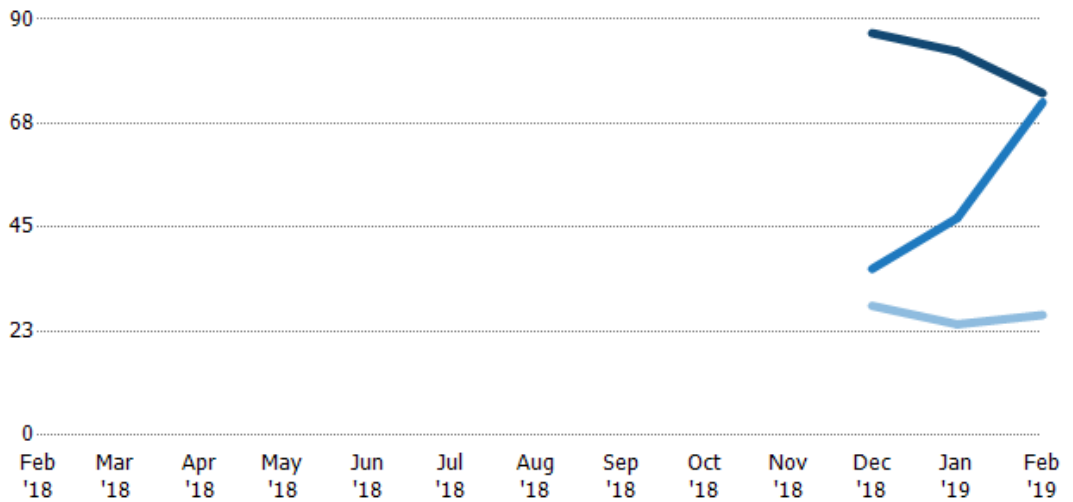
	Feb '18	Mar '18	Apr '18	May '18	Jun '18	Jul '18	Aug '18	Sep '18	Oct '18	Nov '18	Dec '18	Jan '19	Feb '19
Current Year	-	-	-	-	-	-	-	-	-	-	2.64	2.96	3.08
Prior Year	-	-	-	-	-	-	-	-	-	-	2.57	1.7	2.94
Percent Change from Prior Year	-	-	-	-	-	-	-	-	-	-	3%	75%	5%

Active/Pending/Sold Units

The number of residential properties that were Active, Pending and Sold each month.

Filters Used

ZIP: Republic, MO 65738
Property Type: Single Family Residence



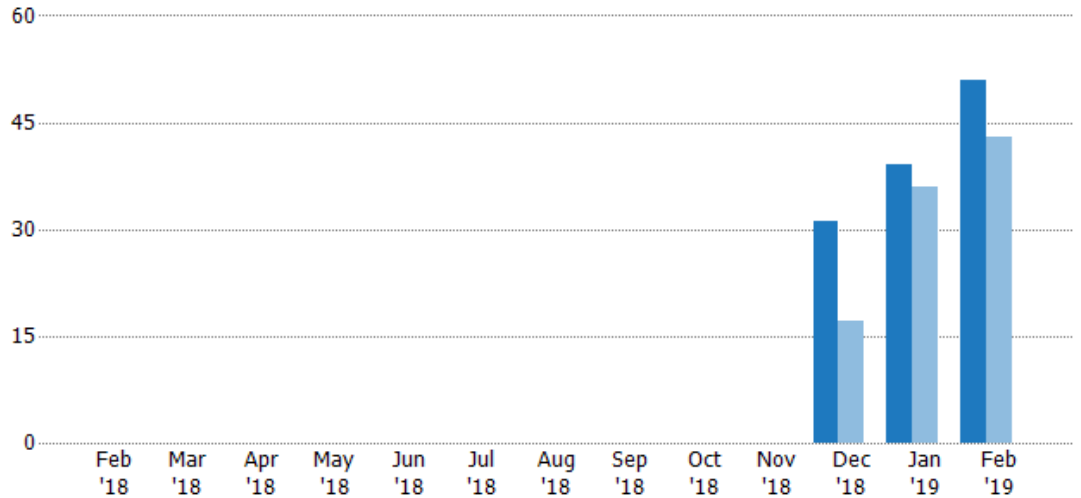
	Feb '18	Mar '18	Apr '18	May '18	Jun '18	Jul '18	Aug '18	Sep '18	Oct '18	Nov '18	Dec '18	Jan '19	Feb '19
Active	-	-	-	-	-	-	-	-	-	-	87	83	74
Pending	-	-	-	-	-	-	-	-	-	-	36	47	72
Sold	-	-	-	-	-	-	-	-	-	-	28	24	26

New Pending Sales

The number of residential properties with accepted offers that were added each month.

Filters Used

ZIP: Republic, MO 65738
Property Type: Single Family Residence



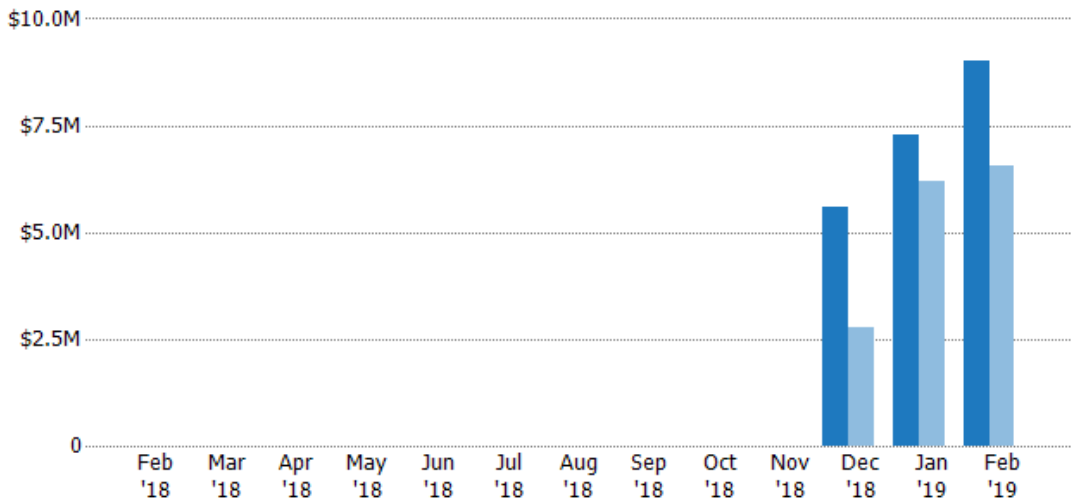
Current Year	-	-	-	-	-	-	-	-	-	-	31	39	51
Prior Year	-	-	-	-	-	-	-	-	-	-	17	36	43
Percent Change from Prior Year	-	-	-	-	-	-	-	-	-	-	82%	8%	19%

New Pending Sales Volume

The sum of the sales price of residential properties with accepted offers that were added each month.

Filters Used

ZIP: Republic, MO 65738
Property Type: Single Family Residence



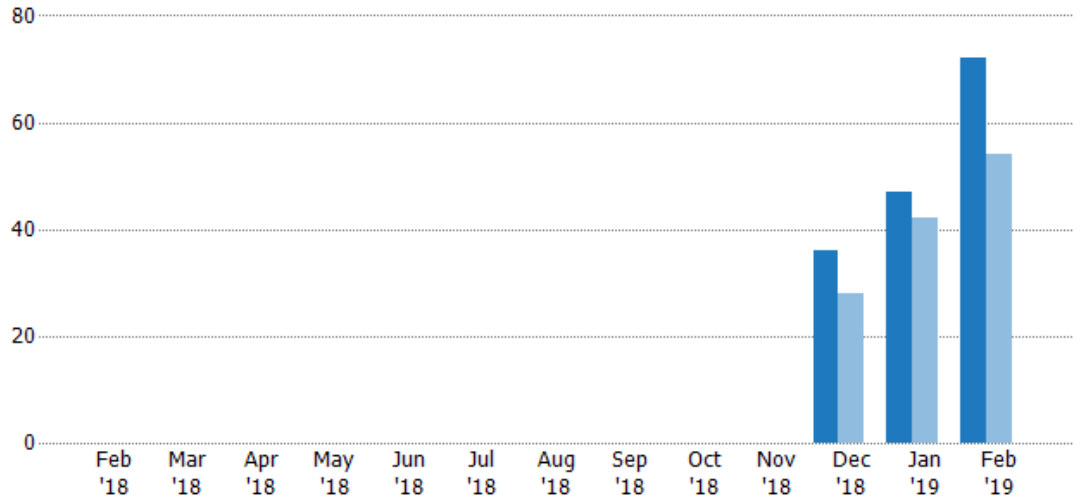
Current Year	-	-	-	-	-	-	-	-	-	-	\$5.57M	\$7.26M	\$9.01M
Prior Year	-	-	-	-	-	-	-	-	-	-	\$2.77M	\$6.21M	\$6.56M
Percent Change from Prior Year	-	-	-	-	-	-	-	-	-	-	101%	17%	37%

Pending Sales

The number of residential properties with accepted offers that were available at the end each month.

Filters Used

ZIP: Republic, MO 65738
 Property Type: Single Family Residence



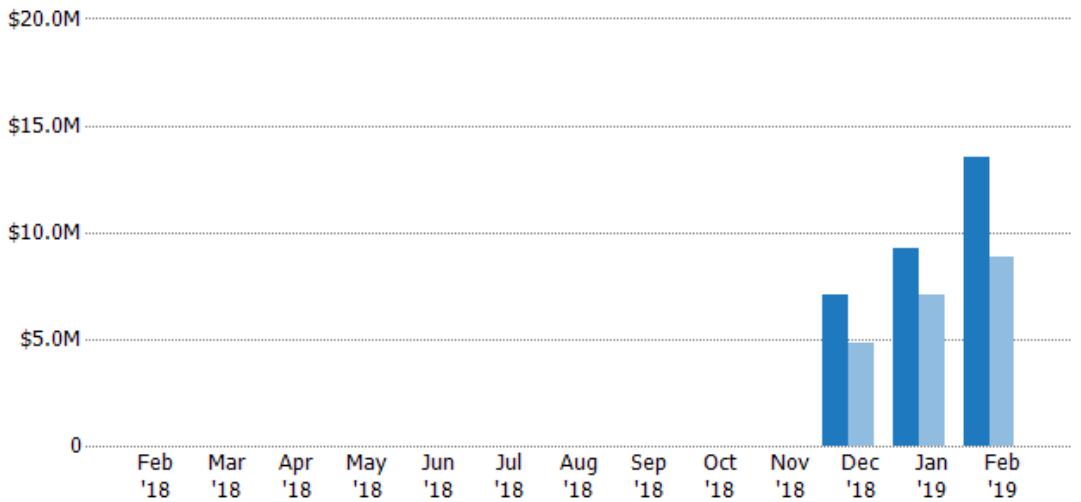
	Feb '18	Mar '18	Apr '18	May '18	Jun '18	Jul '18	Aug '18	Sep '18	Oct '18	Nov '18	Dec '18	Jan '19	Feb '19
Current Year	-	-	-	-	-	-	-	-	-	-	36	47	72
Prior Year	-	-	-	-	-	-	-	-	-	-	28	42	54
Percent Change from Prior Year	-	-	-	-	-	-	-	-	-	-	29%	12%	33%

Pending Sales Volume

The sum of the sales price of residential properties with accepted offers that were available at the end of each month.

Filters Used

ZIP: Republic, MO 65738
 Property Type: Single Family Residence



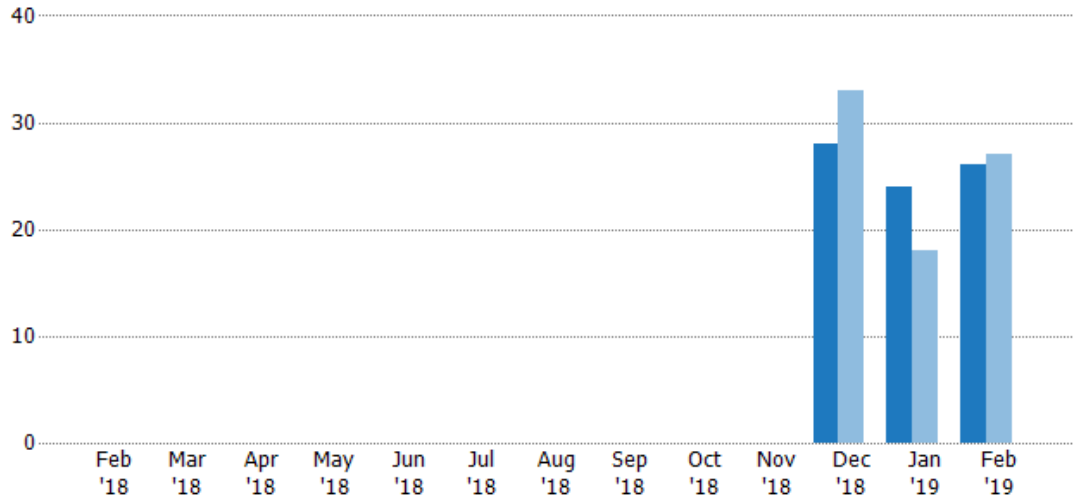
	Feb '18	Mar '18	Apr '18	May '18	Jun '18	Jul '18	Aug '18	Sep '18	Oct '18	Nov '18	Dec '18	Jan '19	Feb '19
Current Year	-	-	-	-	-	-	-	-	-	-	\$7.05M	\$9.21M	\$13.5M
Prior Year	-	-	-	-	-	-	-	-	-	-	\$4.85M	\$7.11M	\$8.82M
Percent Change from Prior Year	-	-	-	-	-	-	-	-	-	-	45%	30%	53%

Closed Sales

The total number of residential properties sold each month.

Filters Used

ZIP: Republic, MO 65738
 Property Type: Single Family Residence



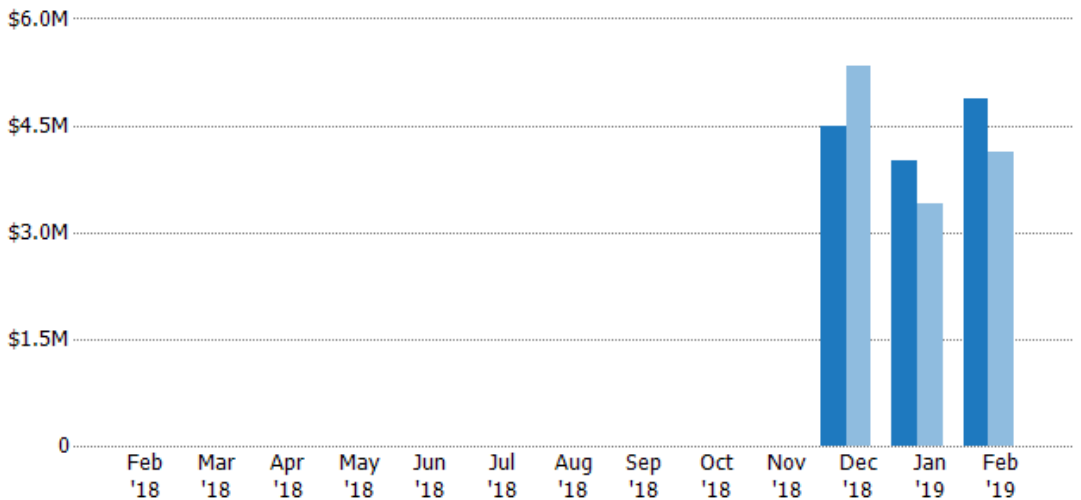
	Feb '18	Mar '18	Apr '18	May '18	Jun '18	Jul '18	Aug '18	Sep '18	Oct '18	Nov '18	Dec '18	Jan '19	Feb '19
Current Year	-	-	-	-	-	-	-	-	-	-	28	24	26
Prior Year	-	-	-	-	-	-	-	-	-	-	33	18	27
Percent Change from Prior Year	-	-	-	-	-	-	-	-	-	-	-15%	33%	-4%

Closed Sales Volume

The sum of the sales price of residential properties sold each month.

Filters Used

ZIP: Republic, MO 65738
 Property Type: Single Family Residence



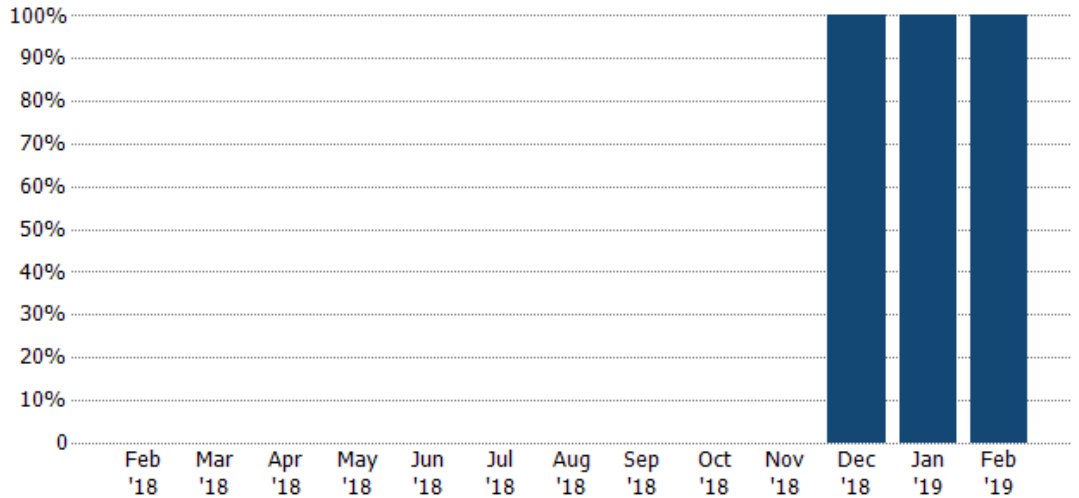
	Feb '18	Mar '18	Apr '18	May '18	Jun '18	Jul '18	Aug '18	Sep '18	Oct '18	Nov '18	Dec '18	Jan '19	Feb '19
Current Year	-	-	-	-	-	-	-	-	-	-	\$4.48M	\$4.01M	\$4.88M
Prior Year	-	-	-	-	-	-	-	-	-	-	\$5.35M	\$3.41M	\$4.13M
Percent Change from Prior Year	-	-	-	-	-	-	-	-	-	-	-16%	18%	18%

Closed Sales by Property Type

The percentage of residential properties sold each month by property type.

Filters Used

ZIP: Republic, MO 65738
 Property Type: Single Family Residence



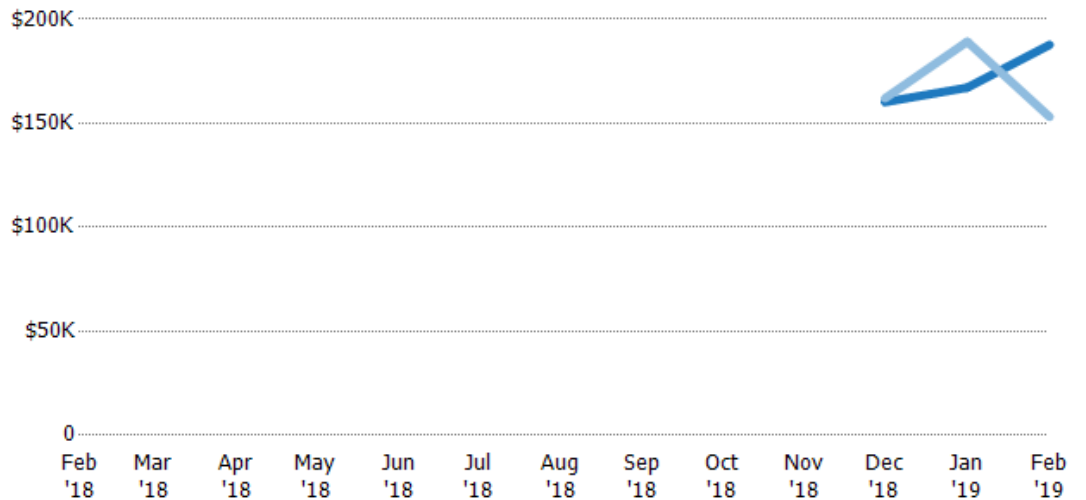
■ Single Family Residence

Average Sales Price

The average sales price of the residential properties sold each month.

Filters Used

ZIP: Republic, MO 65738
 Property Type: Single Family Residence



■ Current Year

■ Prior Year

Percent Change from Prior Year


	Feb '18	Mar '18	Apr '18	May '18	Jun '18	Jul '18	Aug '18	Sep '18	Oct '18	Nov '18	Dec '18	Jan '19	Feb '19
Current Year	-	-	-	-	-	-	-	-	-	-	\$160K	\$167K	\$188K
Prior Year	-	-	-	-	-	-	-	-	-	-	\$162K	\$189K	\$153K
Percent Change from Prior Year	-	-	-	-	-	-	-	-	-	-	-1%	-12%	23%

Median Sales Price

The median sales price of the residential properties sold each month.

Filters Used

ZIP: Republic, MO 65738
Property Type: Single Family Residence




	Feb '18	Mar '18	Apr '18	May '18	Jun '18	Jul '18	Aug '18	Sep '18	Oct '18	Nov '18	Dec '18	Jan '19	Feb '19
Current Year	-	-	-	-	-	-	-	-	-	-	\$152K	\$152K	\$166K
Prior Year	-	-	-	-	-	-	-	-	-	-	\$145K	\$175K	\$139K
Percent Change from Prior Year	-	-	-	-	-	-	-	-	-	-	5%	-13%	19%

Average Sales Price per Sq Ft

The average of the sales price divided by the living area of properties sold each month.

Filters Used

ZIP: Republic, MO 65738
Property Type: Single Family Residence



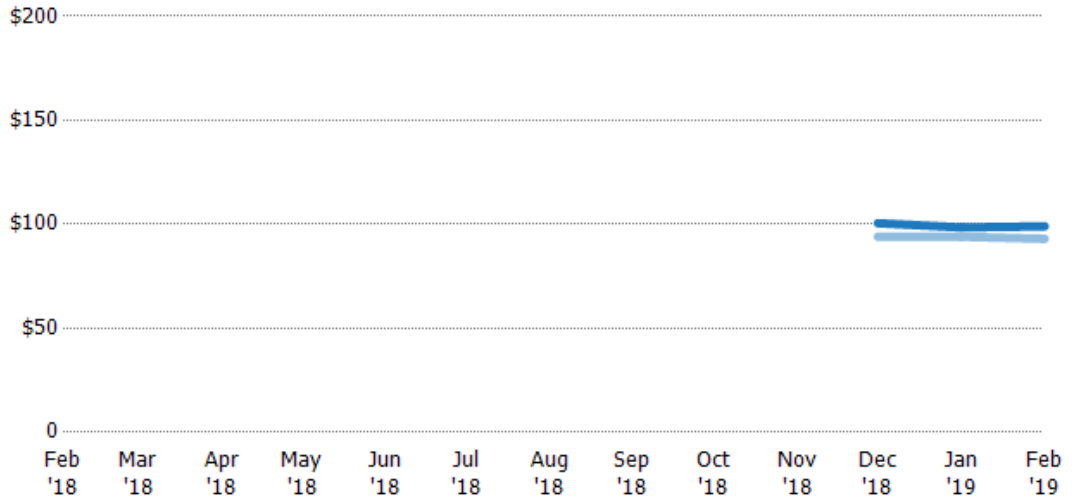
	Feb '18	Mar '18	Apr '18	May '18	Jun '18	Jul '18	Aug '18	Sep '18	Oct '18	Nov '18	Dec '18	Jan '19	Feb '19
Current Year	-	-	-	-	-	-	-	-	-	-	\$99.3	\$100	\$95
Prior Year	-	-	-	-	-	-	-	-	-	-	\$93	\$89.1	\$91.8
Percent Change from Prior Year	-	-	-	-	-	-	-	-	-	-	7%	12%	4%

Median Sales Price per Sq Ft

The median of the sales price divided by the living area of properties sold each month.

Filters Used

ZIP: Republic, MO 65738
 Property Type: Single Family Residence



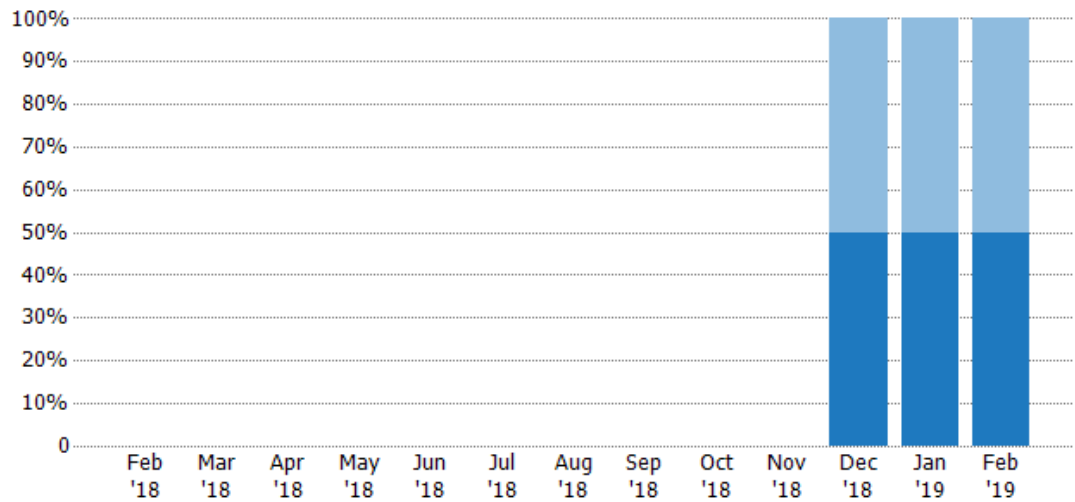
	Feb '18	Mar '18	Apr '18	May '18	Jun '18	Jul '18	Aug '18	Sep '18	Oct '18	Nov '18	Dec '18	Jan '19	Feb '19
Current Year	-	-	-	-	-	-	-	-	-	-	\$101	\$98.5	\$99
Prior Year	-	-	-	-	-	-	-	-	-	-	\$94	\$94	\$93
Percent Change from Prior Year	-	-	-	-	-	-	-	-	-	-	7%	5%	6%

Total Sales by Sides

The percentage of listings sold and buyer controlled sales during each month.

Filters Used

ZIP: Republic, MO 65738
 Property Type: Single Family Residence



	Feb '18	Mar '18	Apr '18	May '18	Jun '18	Jul '18	Aug '18	Sep '18	Oct '18	Nov '18	Dec '18	Jan '19	Feb '19
Buyer Controlled Sales	-	-	-	-	-	-	-	-	-	-	50%	50%	50%
Listings Sold	-	-	-	-	-	-	-	-	-	-	50%	50%	50%