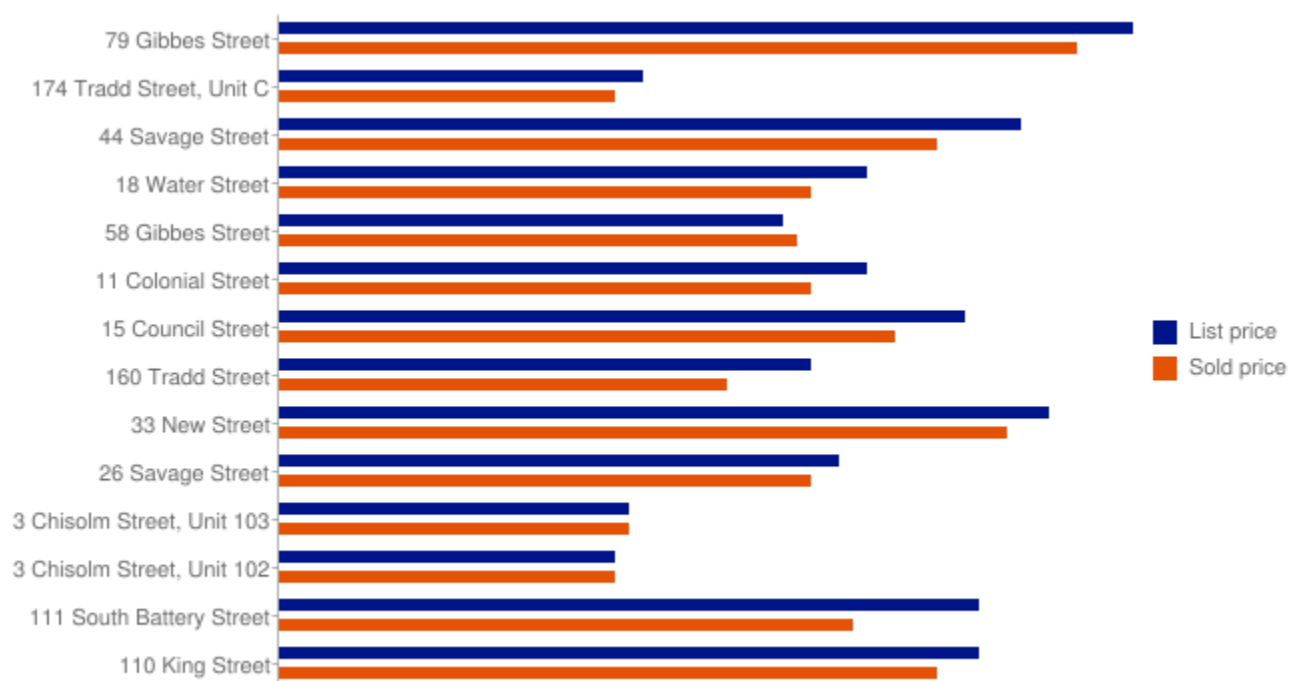
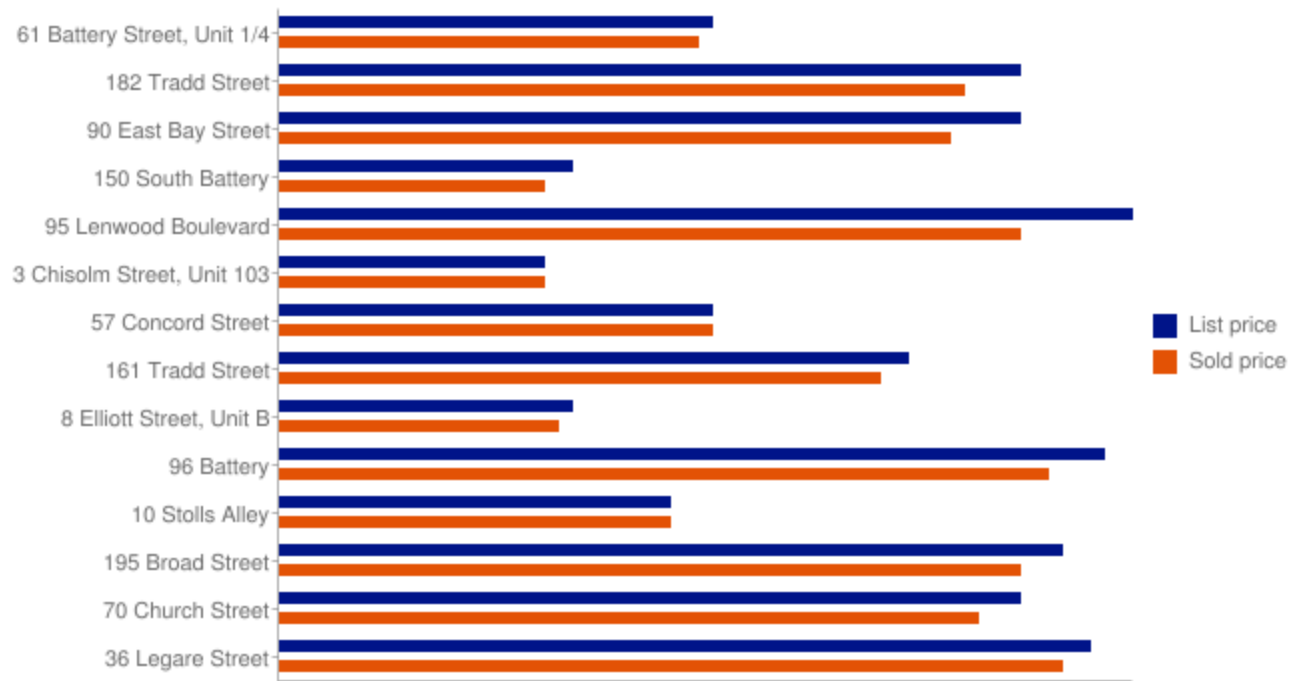


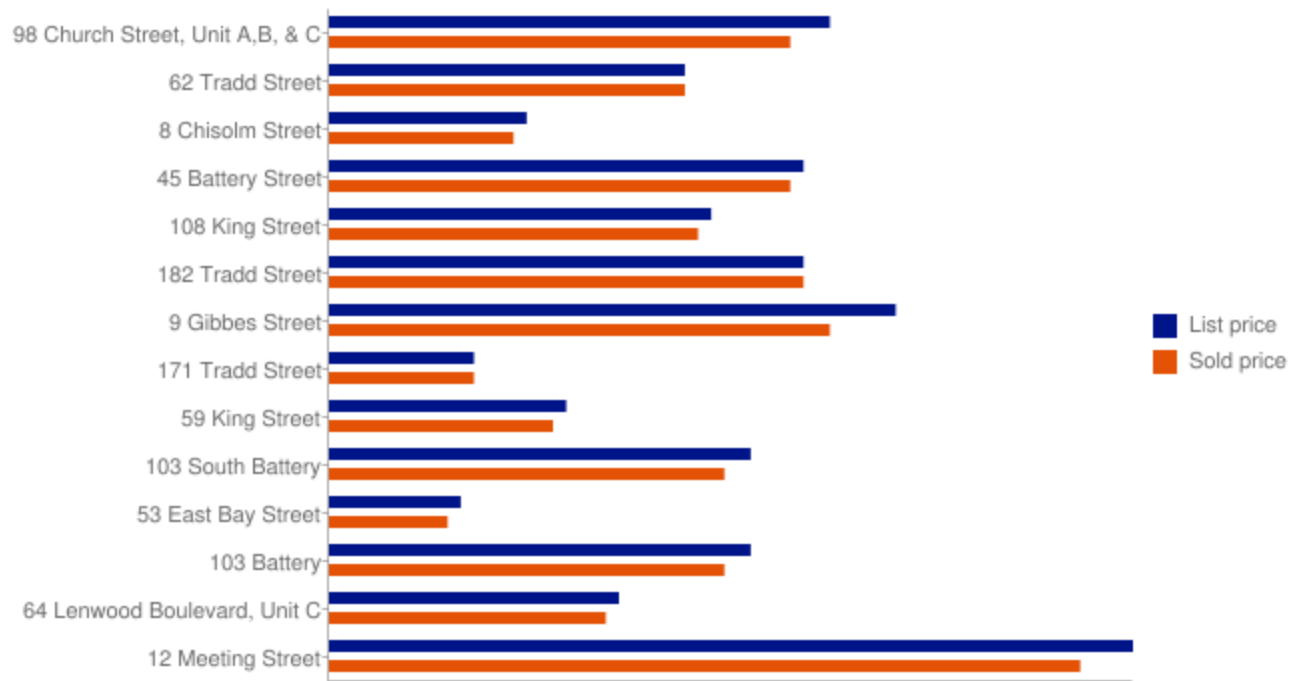
# SOLD PROPERTY ANALYSIS



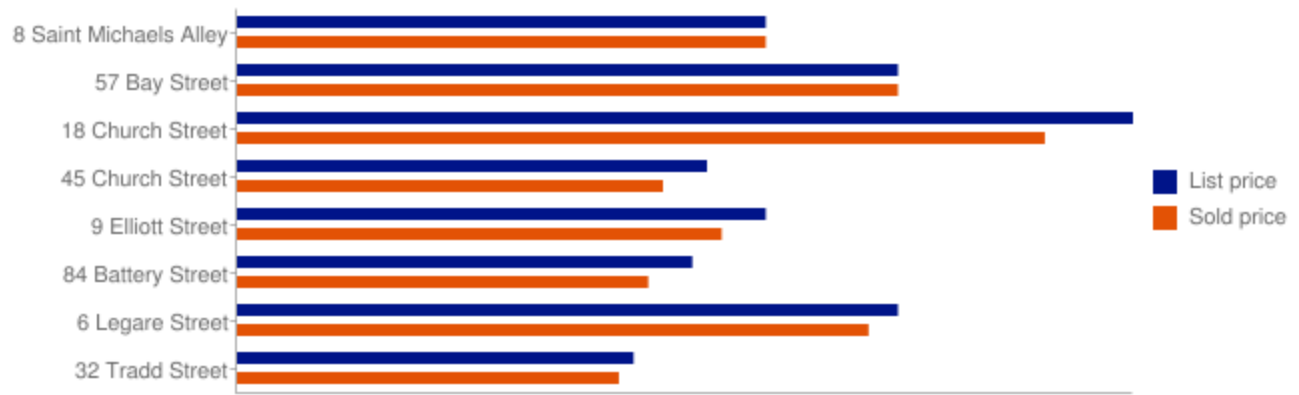
Address	List Price	Sold Price	% of List Price	DOM	\$ per Sqft
79 Gibbes Street	\$1,450,000	\$1,350,000	93.1%	415	\$373
174 Tradd Street, Unit C	\$615,000	\$575,000	93.5%	71	\$353
44 Savage Street	\$1,250,000	\$1,100,000	88.0%	7	\$348
18 Water Street	\$995,000	\$900,000	90.5%	385	\$373
58 Gibbes Street	\$849,000	\$875,000	103.1%	7	\$392
11 Colonial Street	\$989,000	\$908,250	91.8%	187	\$337
15 Council Street	\$1,150,000	\$1,050,000	91.3%	998	\$301
160 Tradd Street	\$890,000	\$750,000	84.3%	90	\$250
33 New Street	\$1,300,000	\$1,220,000	93.8%	160	\$319
26 Savage Street	\$939,000	\$895,000	95.3%	152	\$392
3 Chisolm Street, Unit 103	\$595,000	\$585,000	98.3%	175	\$436
3 Chisolm Street, Unit 102	\$579,000	\$570,000	98.4%	296	\$458
111 South Battery Street	\$1,190,000	\$975,000	81.9%	129	\$348
110 King Street	\$1,175,000	\$1,100,000	93.6%	5	\$430
<b>Sold Averages</b>	<b>\$1,679,350</b>	<b>\$1,578,045</b>	<b>94.0%</b>	<b>230</b>	<b>\$496</b>



Address	List Price	Sold Price	% of List Price	DOM	\$ per Sqft
61 Battery Street, Unit 1/4	\$995,000	\$970,000	97.5%	14	\$486
182 Tradd Street	\$1,695,000	\$1,585,000	93.5%	392	\$421
90 East Bay Street	\$1,695,000	\$1,530,000	90.3%	1107	\$407
150 South Battery	\$689,000	\$625,000	90.7%	38	\$429
95 Lenwood Boulevard	\$1,970,000	\$1,700,000	86.3%	293	\$394
3 Chisolm Street, Unit 103	\$605,000	\$605,000	100.0%	116	\$451
57 Concord Street	\$995,000	\$995,000	100.0%	0	\$575
161 Tradd Street	\$1,450,000	\$1,375,000	94.8%	100	\$504
8 Elliott Street, Unit B	\$695,000	\$650,000	93.5%	62	\$531
96 Battery	\$1,875,000	\$1,750,000	93.3%	66	\$481
10 Stolls Alley	\$910,000	\$895,000	98.4%	558	\$569
195 Broad Street	\$1,795,000	\$1,700,000	94.7%	164	\$547
70 Church Street	\$1,700,000	\$1,595,000	93.8%	0	\$484
36 Legare Street	\$1,850,000	\$1,802,500	97.4%	329	\$520
<b>Sold Averages</b>	<b>\$1,679,350</b>	<b>\$1,578,045</b>	<b>94.0%</b>	<b>230</b>	<b>\$496</b>



Address	List Price	Sold Price	% of List Price	DOM	\$ per Sqft
98 Church Street, Unit A,B, & C	\$2,595,000	\$2,412,500	93.0%	177	\$517
62 Tradd Street	\$1,845,000	\$1,835,000	99.5%	938	\$568
8 Chisolm Street	\$1,049,500	\$999,000	95.2%	5	\$575
45 Battery Street	\$2,500,000	\$2,400,000	96.0%	200	\$561
108 King Street	\$1,995,000	\$1,900,000	95.2%	56	\$594
182 Tradd Street	\$2,499,000	\$2,451,018	98.1%	0	\$573
9 Gibbes Street	\$2,950,000	\$2,600,000	88.1%	441	\$527
171 Tradd Street	\$795,000	\$760,000	95.6%	35	\$578
59 King Street	\$1,275,000	\$1,165,000	91.4%	136	\$534
103 South Battery	\$2,195,000	\$2,065,000	94.1%	23	\$573
53 East Bay Street	\$699,000	\$675,000	96.6%	378	\$592
103 Battery	\$2,195,000	\$2,065,000	94.1%	23	\$573
64 Lenwood Boulevard, Unit C	\$1,550,000	\$1,479,000	95.4%	283	\$597
12 Meeting Street	\$4,195,000	\$3,870,000	92.3%	24	\$606
Sold Averages	\$1,679,350	\$1,578,045	94.0%	230	\$496



Address	List Price	Sold Price	% of List Price	DOM	\$ per Sqft
8 Saint Michaels Alley	\$2,625,000	\$2,625,000	100.0%	0	\$640
57 Bay Street	\$3,280,000	\$3,280,000	100.0%	0	\$637
18 Church Street	\$4,450,000	\$4,000,000	89.9%	424	\$572
45 Church Street	\$2,300,000	\$2,150,000	93.5%	314	\$622
9 Elliott Street	\$2,595,000	\$2,440,000	94.0%	167	\$621
84 Battery Street	\$2,295,000	\$2,075,000	90.4%	274	\$577
6 Legare Street	\$3,250,000	\$3,150,000	96.9%	1	\$628
32 Tradd Street	\$1,950,000	\$1,875,000	96.2%	139	\$634
Sold Averages	\$1,679,350	\$1,578,045	94.0%	230	\$496