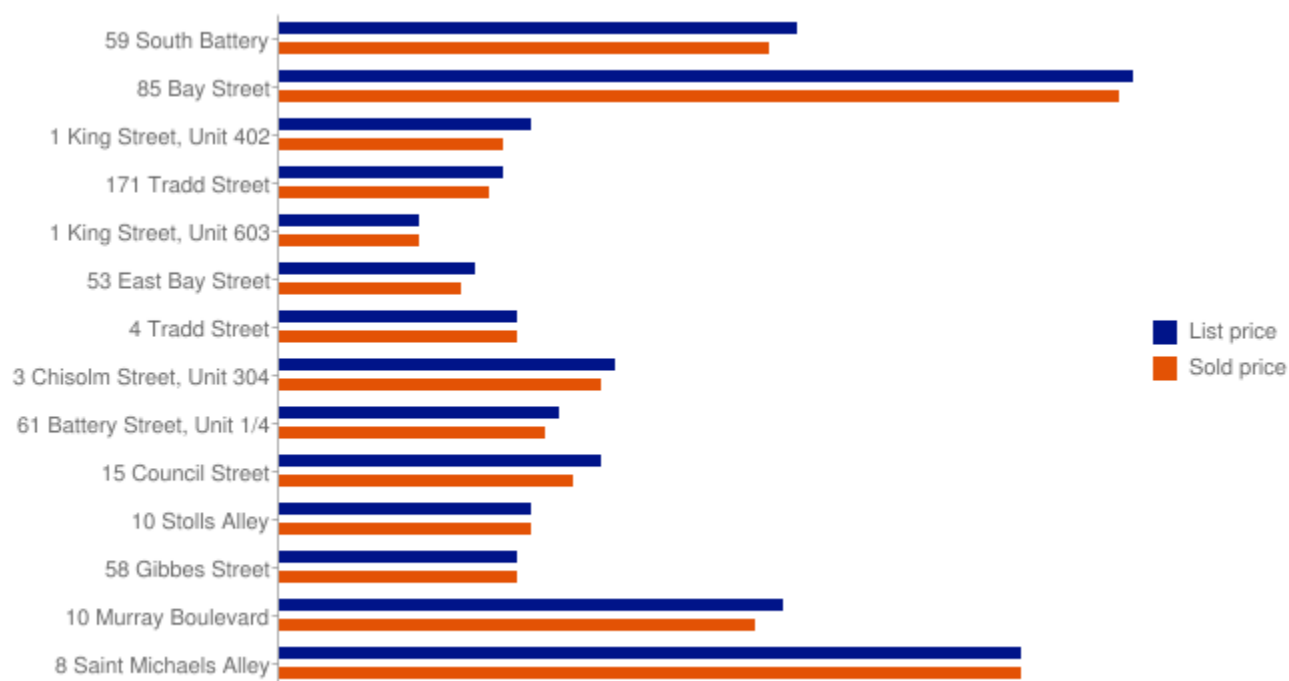
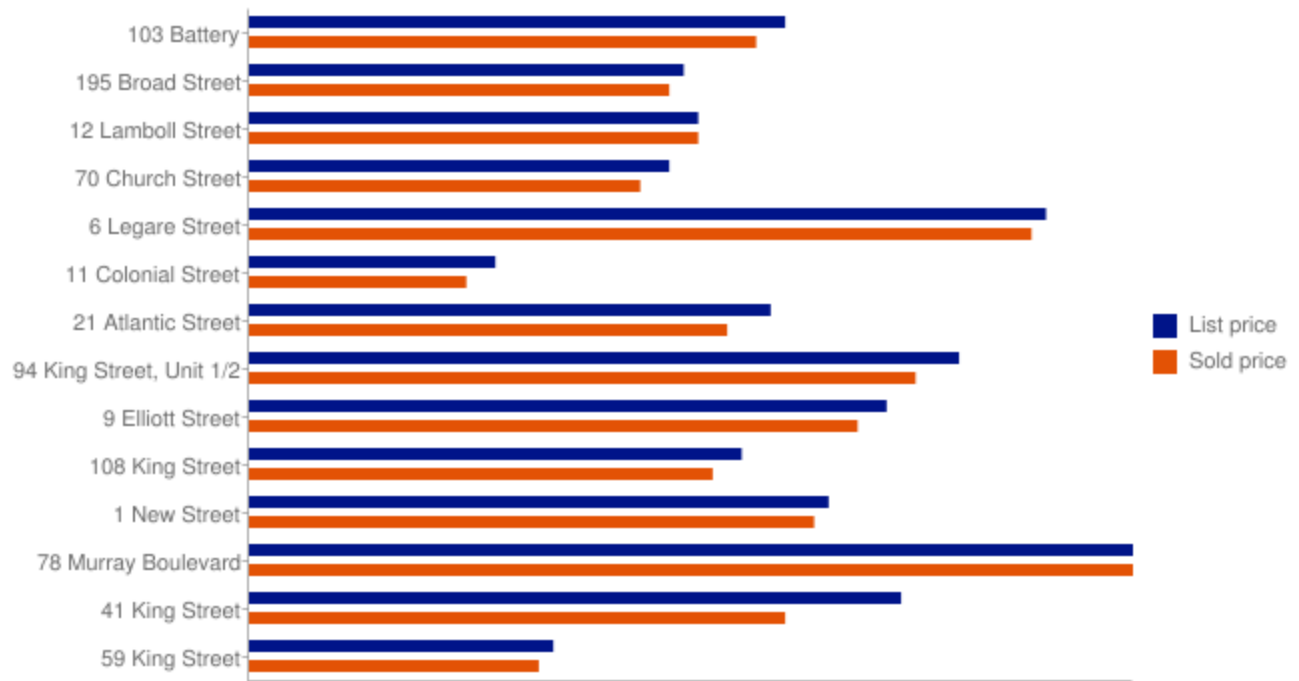


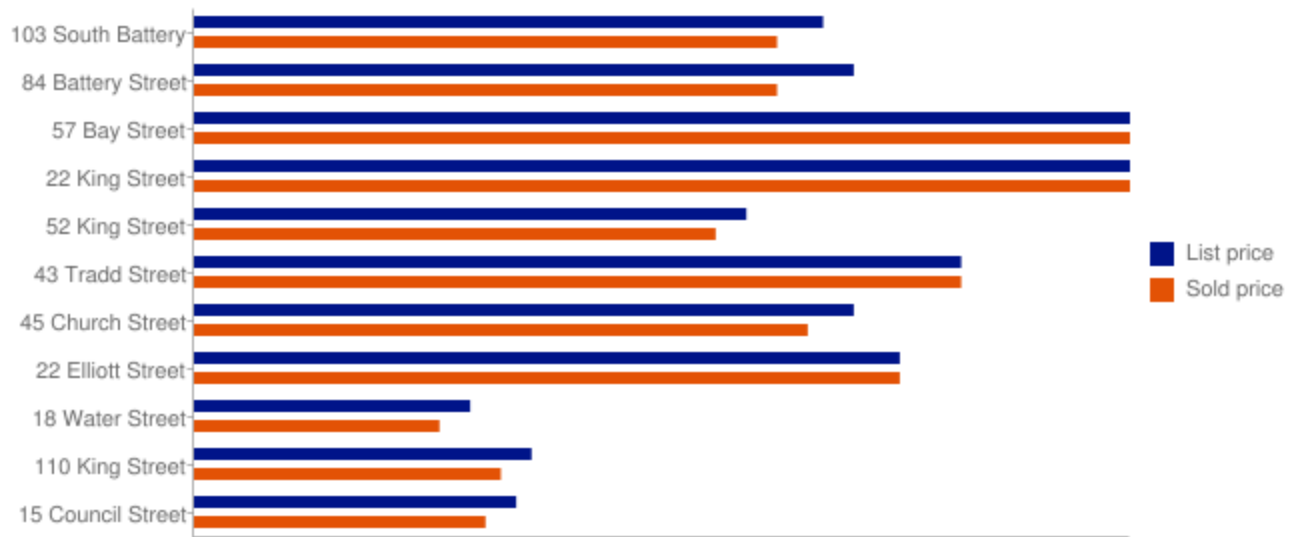
SOLD PROPERTY ANALYSIS



Address	List Price	Sold Price	% of List Price	DOM	\$ per Sqft
59 South Battery	\$1,850,000	\$1,759,000	95.1%	26	\$654
85 Bay Street	\$3,050,000	\$2,975,000	97.5%	0	\$710
1 King Street, Unit 402	\$899,500	\$825,000	91.7%	30	\$760
171 Tradd Street	\$795,000	\$760,000	95.6%	35	\$578
1 King Street, Unit 603	\$529,000	\$508,000	96.0%	170	\$988
53 East Bay Street	\$699,000	\$675,000	96.6%	378	\$592
4 Tradd Street	\$885,000	\$850,000	96.0%	309	\$649
3 Chisolm Street, Unit 304	\$1,200,000	\$1,132,500	94.4%	17	\$710
61 Battery Street, Unit 1/4	\$995,000	\$970,000	97.5%	14	\$486
15 Council Street	\$1,150,000	\$1,050,000	91.3%	998	\$301
10 Stolls Alley	\$910,000	\$895,000	98.4%	558	\$569
58 Gibbes Street	\$849,000	\$875,000	103.1%	7	\$392
10 Murray Boulevard	\$1,800,000	\$1,700,000	94.4%	473	\$682
8 Saint Michaels Alley	\$2,625,000	\$2,625,000	100.0%	0	\$640
Sold Averages	\$1,878,577	\$1,793,532	95.5%	213	\$626



Address	List Price	Sold Price	% of List Price	DOM	\$ per Sqft
103 Battery	\$2,195,000	\$2,065,000	94.1%	23	\$573
195 Broad Street	\$1,795,000	\$1,700,000	94.7%	164	\$547
12 Lamboll Street	\$1,850,000	\$1,800,000	97.3%	66	\$733
70 Church Street	\$1,700,000	\$1,595,000	93.8%	0	\$484
6 Legare Street	\$3,250,000	\$3,150,000	96.9%	1	\$628
11 Colonial Street	\$989,000	\$908,250	91.8%	187	\$337
21 Atlantic Street	\$2,100,000	\$1,935,000	92.1%	234	\$910
94 King Street, Unit 1/2	\$2,850,000	\$2,725,000	95.6%	28	\$973
9 Elliott Street	\$2,595,000	\$2,440,000	94.0%	167	\$621
108 King Street	\$1,995,000	\$1,900,000	95.2%	56	\$594
1 New Street	\$2,375,000	\$2,300,000	96.8%	325	\$687
78 Murray Boulevard	\$3,600,000	\$3,600,000	100.0%	2	\$758
41 King Street	\$2,645,000	\$2,200,000	83.2%	296	\$669
59 King Street	\$1,275,000	\$1,165,000	91.4%	136	\$534
Sold Averages	\$1,878,577	\$1,793,532	95.5%	213	\$626



Address	List Price	Sold Price	% of List Price	DOM	\$ per Sqft
103 South Battery	\$2,195,000	\$2,065,000	94.1%	23	\$573
84 Battery Street	\$2,295,000	\$2,075,000	90.4%	274	\$577
57 Bay Street	\$3,280,000	\$3,280,000	100.0%	0	\$637
22 King Street	\$3,300,000	\$3,300,000	100.0%	0	\$935
52 King Street	\$1,925,000	\$1,820,000	94.5%	348	\$647
43 Tradd Street	\$2,699,000	\$2,675,000	99.1%	1	\$881
45 Church Street	\$2,300,000	\$2,150,000	93.5%	314	\$622
22 Elliott Street	\$2,500,000	\$2,450,000	98.0%	0	\$669
18 Water Street	\$995,000	\$900,000	90.5%	385	\$373
110 King Street	\$1,175,000	\$1,100,000	93.6%	5	\$430
15 Council Street	\$1,150,000	\$1,050,000	91.3%	998	\$300
Sold Averages	\$1,878,577	\$1,793,532	95.5%	213	\$626